

TABLE OF CONTENTS

BUDGET MESSAGE

City Officials
Budget Summary Fiscal Year 2012
Budget Comparisons
Government Wide Expenses by Function
Government Wide Revenues
Change in Fund Balance - General Fund
General Fund Expenditures by Function
General Fund Revenues by Source
Property Tax Levies and Collections
Assessed Value of Taxable Property by Classification
Assessed Value and Equalized Valuation of Taxable Property
Principal Tax Payers
Building Permits
Population and School Enrollment

LEGISLATIVE & ADMINISTRATIVE

City Council
City Clerk
Mayor
Human Resources
Information Technologies
Legal Service
Historical Commission

FINANCE

City Auditor
Assessment - Real & Personal
Treasurer/Tax Collector
Reserve Fund

DEBT SERVICE

Bonds & Interest

A *INSURANCE*
B Employee Benefits (Insurance) 35
C
D *RETIREMENT*
E
F Employee Benefits (Non-Contributory) 36
G Employee Benefits (Contributory) 38
H
I *ECONOMIC & COMMUNITY DEVELOPMENT*
J
K Economic & Community Development 40
L
M *HUMAN SERVICES*
N Elder Affairs 45
Nevins Memorial Library 49
Recreational Services 51
Veterans Affairs 54

1
4 *PUBLIC WORKS*
7 Solid Waste Disposal 57
10 Capital Improvement Program 58
13 Public Works 59
17
20 *PUBLIC SAFETY*
Police Services 67
Fire Prevention 71
Emergency Management 75

30 *WATER & SEWER ENTERPRISE FUND*
33 Water & Sewer 78

34 *EDUCATION*
Greater Lawrence Technical High School 87
Methuen Schools 88



<u>Title</u>	<u>Name</u>	<u>Selection/Term</u>	<u>Term Expires</u>
Mayor	William M. Manzi	Elected	December 31, 2011
City Council:			
Chairman - Councilor Central District	John A. Cronin Jr.	Elected	December 31, 2011
Vice Chairman - Councilor West District	James Hajjar	Elected	December 31, 2011
Councilor at Large	Jennifer Kannan	Elected	December 31, 2011
Councilor at Large	Stephen N. Zanni	Elected	December 31, 2011
Councilor at Large	Joyce Campagnone	Elected	December 31, 2011
Central District Councilor	Phillip J. Lahey Jr.	Elected	December 31, 2011
East District Councilor	Larry F. Giordano	Elected	December 31, 2011
East District Councilor	Patricia Uliano	Elected	December 31, 2011
West District Councilor	Jeanne M. Pappalardo	Elected	December 31, 2011

City of Methuen, Massachusetts
Budget Comparison

<u>Department/Organization</u>	<u>Adopted Fiscal Year 2005</u>	<u>Adopted Fiscal Year 2006</u>	<u>Adopted Fiscal Year 2007</u>	<u>Adopted Fiscal Year 2008</u>	<u>Adopted Fiscal Year 2009</u>	<u>Adopted Fiscal Year 2010</u>	<u>Adopted Fiscal Year 2011</u>
General Government	\$3,344,868	\$3,366,162	\$3,238,154	\$5,325,173	\$3,369,166	\$3,114,277	\$3,133,702
Community Development	\$811,394	\$787,342	\$1,163,935	\$1,191,945	\$1,191,945	\$1,112,147	\$1,033,444
Human Services	\$1,919,632	\$1,868,697	\$1,952,394	\$2,010,432	\$2,333,019	\$2,411,742	\$2,298,853
Capital Improvements							
Public Works	\$5,025,875	\$5,239,774	\$5,623,459	\$5,718,741	\$5,907,741	\$5,066,361	\$4,237,060
Public Safety	\$13,537,818	\$14,363,357	\$14,595,057	\$15,979,221	\$16,465,338	\$15,284,720	\$15,148,282
Debt Service	\$7,853,968	\$8,267,491	\$8,050,904	\$7,793,158	\$7,614,734	\$7,952,869	\$8,119,226
Employee Benefits	\$8,017,100	\$8,935,188	\$9,850,288	\$10,588,893	\$10,767,671	\$11,201,983	\$14,781,284
Retirement	\$3,062,799	\$4,885,575	\$5,101,007	\$5,293,230	\$5,906,359	\$5,974,406	\$7,052,364
Solid Waste & Disposal	\$2,570,525	\$2,717,183	\$2,717,183	\$2,822,174	\$2,822,174	\$2,490,974	\$2,519,274
Water Enterprise	\$6,887,812	\$6,845,812	\$7,370,465	\$7,766,448	\$9,136,044	\$9,253,678	\$9,072,477
School	\$50,017,280	\$52,661,562	\$55,113,987	\$58,865,351	\$61,061,492	\$60,263,004	\$61,198,112
Regional School	\$870,339	\$1,119,882	\$1,437,820	\$1,608,481	\$1,582,699	\$1,769,122	\$2,104,877
Court Judgment	\$25,000	\$0	\$67,500	\$15,500	\$1,750	\$0	\$216,852
Overlay	\$607,920	\$500,000	\$548,750	\$491,191	\$659,645	\$463,159	\$499,280
County State & Miscellaneous	\$896,557	\$841,727	\$1,195,374	\$1,239,685	\$1,232,144	\$1,366,219	\$1,484,263
Snow & Ice Deficit						\$63,217	
Health Insurance Deficit						\$69,251	
Pension Rescission						\$496,096	
Restricted Use	<u>\$92,170</u>	<u>\$89,549</u>	<u>\$91,289</u>	<u>\$100,264</u>	<u>\$101,070</u>	<u>\$83,039</u>	<u>\$76,915</u>
Total	<u>\$105,541,057</u>	<u>\$112,489,301</u>	<u>\$118,117,566</u>	<u>\$126,809,887</u>	<u>\$130,152,991</u>	<u>\$128,436,264</u>	<u>\$132,976,265</u>

CITY OF METHUEN, MASSACHUSETTS

GOVERNMENT-WIDE EXPENSES BY FUNCTION
(in thousands)

Governmental Activities												
Fiscal Year	General Government	Public Safety	Education	Public Works	Sanitation	Health and Human Services	Culture and Recreation	Interest	Intergovernmental ⁽¹⁾	Subtotal	Enterprise Services	Total
2003	\$8,347	\$16,474	\$66,162	\$8,633	\$2,478	\$1,137	\$1,128	\$3,825	\$410	\$108,594	\$6,169	\$114,763
2004	\$8,124	\$16,672	\$70,865	\$9,781	\$2,479	\$1,200	\$1,179	\$3,595	\$970	\$114,865	\$6,151	\$121,016
2005	\$9,247	\$16,763	\$72,033	\$9,284	\$2,610	\$1,135	\$1,140	\$3,250	\$0	\$115,462	\$6,357	\$121,819
2006	\$11,397	\$18,168	\$77,036	\$8,514	\$2,741	\$1,078	\$1,173	\$3,293	\$0	\$123,400	\$6,503	\$129,903
2007	\$12,203	\$17,597	\$81,000	\$8,981	\$2,712	\$1,151	\$1,298	\$2,275	\$0	\$127,217	\$7,096	\$134,313
2008	\$12,479	\$19,535	\$87,913	\$9,539	\$2,674	\$1,396	\$1,384	\$2,423	\$0	\$137,343	\$7,725	\$145,068
2009	\$14,227	\$21,457	\$97,135	\$9,703	\$2,635	\$1,363	\$1,516	\$2,210	\$0	\$150,246	\$8,414	\$158,660
2010	\$13,589	\$21,101	\$101,866	\$8,918	\$2,440	\$1,313	\$1,940	\$2,007	\$0	\$153,174	\$8,522	\$161,696

Source: Comprehensive Annual Financial Report

Note: No information prior to fiscal year 2003 is provided because in fiscal year 2003 the City implemented the reporting requirements of GASB 34. In future years, the City intends on reporting additional year comparative information on this table so that after fiscal year 2012 there will be ten years presented.

⁽¹⁾ Intergovernmental expense was allocated by function from fiscal year 2005.

CITY OF METHUEN, MASSACHUSETTS

GOVERNMENT-WIDE REVENUES
(in thousands)

Fiscal Year	Program Revenues					General Revenues					Total
	Charges for Services	Operating Grants and Contributions	Capital Grants and Contributions	Property Taxes	Excise Taxes	Penalties, Interest, and Other Taxes	Grants and Contributions Not Restricted to Specific Programs	Investment Income	Other Revenues		
2003	\$14,412	\$39,186	\$7,546	\$43,466	\$4,440	\$616	\$4,909	\$203	\$1,339	\$116,117	
2004	\$14,440	\$41,243	\$6,366	\$44,088	\$4,183	\$516	\$5,568	\$257	\$2,318	\$118,979	
2005	\$15,606	\$47,485	\$5,726	\$47,403	\$5,025	\$457	\$5,928	\$239	\$1,226	\$129,095	
2006	\$15,406	\$43,972	\$3,971	\$49,662	\$4,546	\$268	\$11,659	\$351	\$1,695	\$131,530	
2007	\$15,803	\$48,139	\$1,674	\$53,079	\$4,499	\$552	\$12,844	\$329	\$1,536	\$138,455	
2008	\$17,915	\$52,462	\$2,235	\$57,036	\$5,039	\$256	\$13,566	\$352	\$785	\$149,646	
2009	\$18,476	\$54,325	\$2,428	\$59,605	\$4,300	\$475	\$12,632	\$122	\$318	\$152,681	
2010	\$20,107	\$56,658	\$1,899	\$61,118	\$4,352	\$375	\$12,189	\$69	\$1,338	\$158,105	

Source: Comprehensive Annual Financial Report

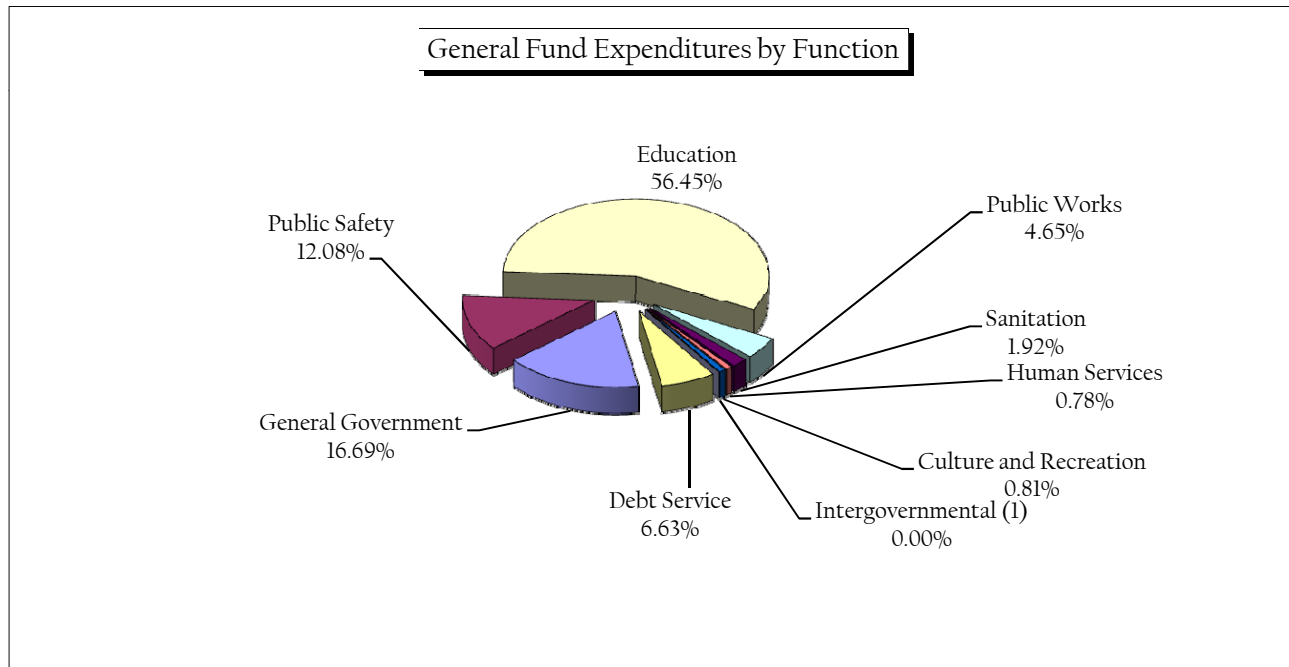
Note: Only fiscal years 2003 - 2009 information is provided because in fiscal year 2003 the City implemented the reporting requirements of GASB 34. In future years, the City intends on reporting additional year comparative information on this table so that after fiscal year 2012 there will be ten years presented.

City of Methuen, Massachusetts
Change in Fund Balance, General Fund
Last Ten Fiscal Years
(modified accrual basis of accounting)

	2001	2002	2003	2004	2005	2006	2007	2008	2009	2010
Revenues										
Taxes	\$ 38,048,304	\$ 41,356,397	\$ 43,990,300	\$ 44,228,947	\$ 47,495,311	\$ 49,821,988	\$ 52,807,551	\$ 56,694,468	\$ 59,506,612	\$ 60,968,684
Excise Taxes	3,871,423	4,598,319	4,380,173	4,472,041	4,326,783	5,112,206	4,508,214	4,704,677	4,530,648	4,243,585
Departmental	1,521,365	1,456,457	1,771,903	1,769,134	1,773,327	1,972,328	1,779,893	1,756,992	1,898,860	1,995,240
Licenses and permits	829,469	1,091,393	828,563	1,118,277	1,437,780	1,341,367	1,486,440	1,074,286	965,420	1,071,028
Intergovernmental	37,453,781	39,557,518	39,218,561	40,280,247	44,964,703	47,716,649	53,723,189	57,697,403	55,090,429	56,968,373
Charges for Services	63,581	59,556	93,498	93,903	76,812	166,225	88,581	38,133	38,931	36,692
Interest & Penalties	-	-	-	-	-	-	192,983	166,201	475,440	374,721
Investment Income	1,033,517	578,595	655,740	523,673	551,997	381,428	552,439	256,739	46,734	20,412
Fines & Forfeitures	247,930	225,897	277,479	353,363	384,466	339,721	349,695	323,984	281,725	220,783
Miscellaneous	222,561	248,022	544,928	1,468,670	76,636	347,665	1,022,919	76,794	223,134	1,098,056
Total Revenues	83,291,931	89,172,154	91,761,145	94,308,255	101,087,815	107,199,577	116,511,904	122,789,677	123,057,933	126,997,574
Expenditures by Function										
General government	11,321,986	11,866,064	14,977,851	13,907,894	15,422,332	18,413,201	19,792,877	20,598,911	20,734,147	21,107,057
Public safety	11,247,233	12,180,525	12,288,787	12,915,593	13,857,890	14,769,865	14,881,766	16,673,970	16,830,717	15,273,527
Education	45,019,527	47,521,569	48,760,070	52,072,525	55,062,302	59,829,005	63,129,356	69,092,798	68,748,037	71,393,299
Public works	6,148,191	4,939,551	5,310,879	5,084,748	6,837,924	6,342,088	6,647,076	7,220,446	7,168,141	5,886,098
Sanitation	2,374,492	2,506,064	2,478,490	2,478,884	2,609,506	2,741,065	2,711,581	2,634,849	2,612,871	2,434,361
Human services	1,148,747	1,385,823	909,859	906,215	690,512	772,235	915,957	1,068,427	1,013,617	980,737
Culture and recreation	-	-	785,000	761,447	760,538	801,824	816,243	864,126	890,000	1,027,988
Miscellaneous	-	56,597	120,184	61,145	75,910	-	-	-	-	-
Intergovernmental	300,501	360,204	409,809	969,530	898,268	-	-	-	-	-
Debt service	8,063,617	8,623,025	8,622,028	8,304,881	7,716,136	8,732,471	7,966,933	8,217,407	7,992,104	8,379,494
Total Expenditures	85,624,294	89,439,422	94,662,957	97,462,862	103,931,318	112,401,754	116,861,789	126,370,934	125,989,634	126,482,561
Excess of revenues										
Over/(Under) Expenditures	(2,332,363)	(267,268)	(2,901,812)	(3,154,607)	(2,843,503)	(5,202,177)	(349,885)	(3,581,257)	(2,931,701)	515,013
Other Financing Sources (Uses)										
Issuance of Refunded Bonds	-	-	-	-	13,285,000	-	30,985,000	-	-	-
Issuance of Notes	-	-	-	-	-	-	-	-	-	600,000
Payments to Escrow Agent	-	-	-	-	(13,772,700)	-	(32,214,589)	-	-	-
Bond Premium	-	-	-	-	813,355	-	-	-	-	-
Bond Issuance Cost	-	-	-	-	(39,760)	-	-	-	-	-
Sale of Capital Assets	-	-	-	-	-	1,177,737	36,248	-	-	-
Capital Leases	-	-	-	-	722,015	232,252	172,927	164,751	291,768	-
Transfers in	2,171,096	2,176,557	2,562,321	3,253,530	2,588,849	3,453,975	1,367,147	1,730,466	2,234,757	1,510,444
Transfers out	(1,345,833)	(1,248,674)	(3,192)	(27,624)	(983,235)	-	(141,047)	(429,673)	(68,456)	(1,589,251)
Total Other Financing Sources (Uses)	825,263	927,883	2,559,129	3,225,906	2,613,524	4,863,964	205,686	1,465,544	2,458,069	521,193
Excess (Deficiency) of Revenues and Other										
Sources Over Expenditures and Other Uses	(1,507,100)	660,615	(342,683)	71,299	(229,979)	(338,213)	(144,199)	(2,115,713)	(473,632)	1,036,206
Fund Balance, Beginning	5,815,991	4,308,891	4,969,506	4,626,823	4,698,122	4,468,143	4,129,930	3,985,731	1,870,018	1,396,386
Fund Balance, Ending	\$ 4,308,891	\$ 4,969,506	\$ 4,626,823	\$ 4,698,122	\$ 4,468,143	\$ 4,129,930	\$ 3,985,731	\$ 1,870,018	\$ 1,396,386	\$ 2,432,592

City of Methuen, Massachusetts
General Fund Expenditures by Function
Last Five Fiscal Years

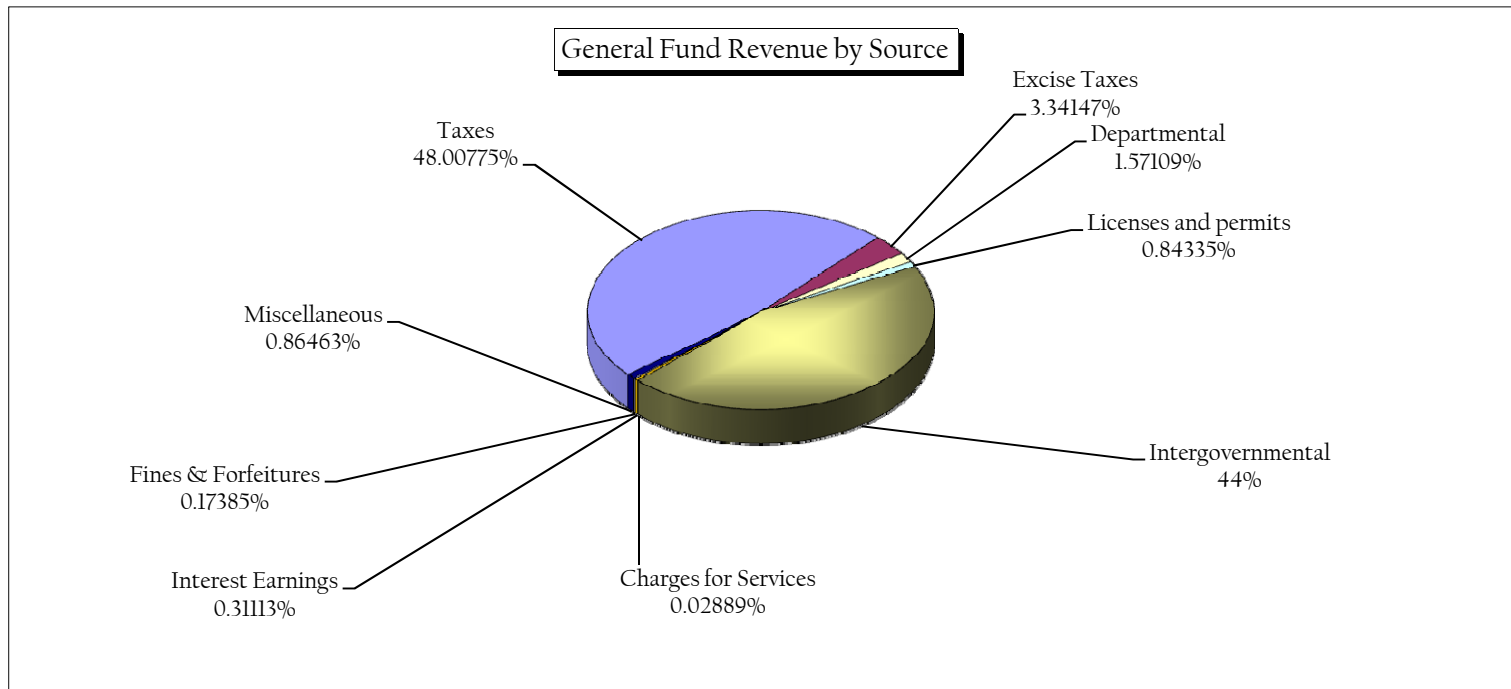
Account/Description	Fiscal Year 2005	Fiscal Year 2006	Fiscal Year 2007	Fiscal Year 2008	Fiscal Year 2009	Fiscal Year 2010
General Government	\$15,498,242	\$18,413,201	\$19,792,877	\$20,598,911	\$20,734,147	\$21,107,057
Public Safety	\$13,857,890	\$14,769,865	\$14,881,766	\$16,673,970	\$16,830,717	\$15,273,527
Education	\$55,062,302	\$59,829,005	\$63,129,356	\$69,092,798	\$68,748,037	\$71,393,299
Public Works	\$6,837,924	\$6,342,088	\$6,647,076	\$7,220,446	\$7,168,141	\$5,886,098
Sanitation	\$2,609,506	\$2,741,065	\$2,711,581	\$2,634,849	\$2,612,871	\$2,434,361
Human Services	\$690,512	\$772,235	\$915,957	\$1,068,427	\$1,013,617	\$980,737
Culture and Recreation	\$760,538	\$801,824	\$816,243	\$864,126	\$890,000	\$1,027,988
Intergovernmental ⁽¹⁾	\$898,268	\$0		\$0	\$0	\$0
Debt Service	\$7,755,896	\$8,732,471	\$7,966,933	\$8,217,407	\$7,992,104	\$8,379,494
Total Expenditures	\$103,971,078	\$112,401,754	\$116,861,789	\$126,370,934	\$125,989,634	\$126,482,561



⁽¹⁾ Intergovernmental expense was allocated to the respective functions

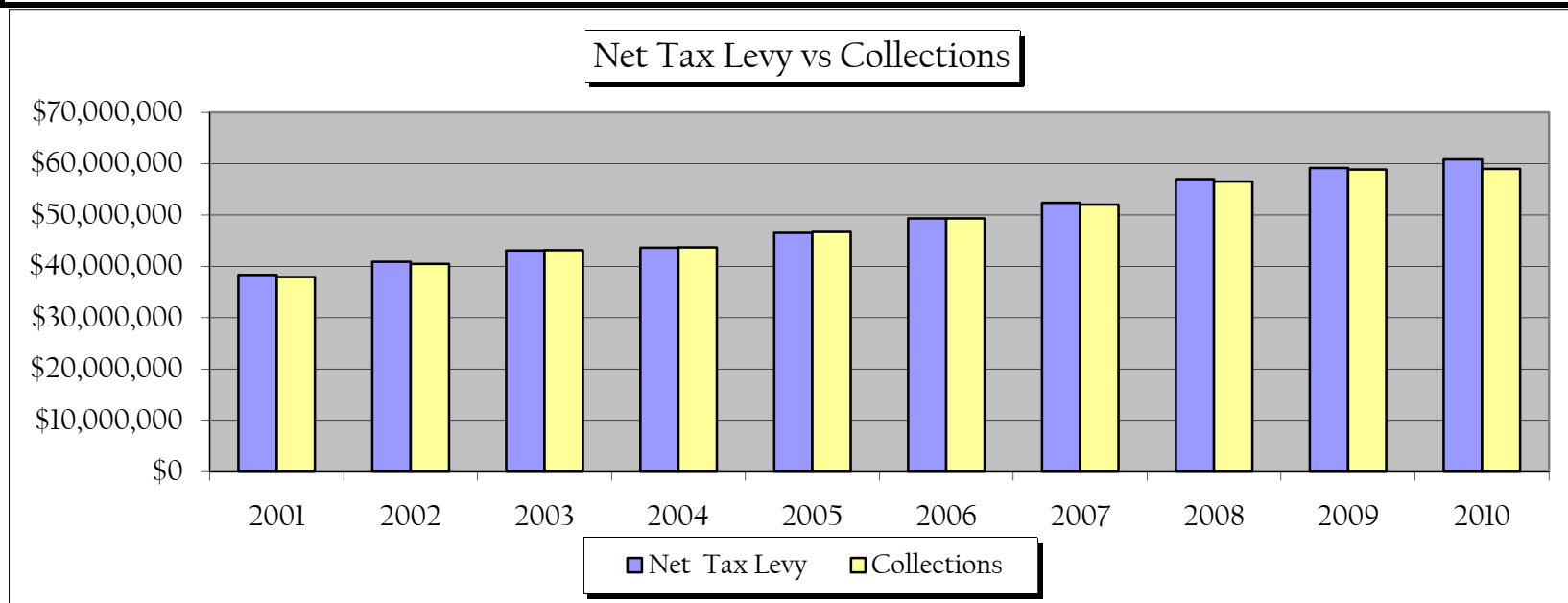
City of Methuen, Massachusetts
General Fund Revenues by Source
Last Five Fiscal Years

Account/Description	Fiscal Year 2005	Fiscal Year 2006	Fiscal Year 2007	Fiscal Year 2008	Fiscal Year 2009	Fiscal Year 2010
Revenues						
Taxes	\$47,495,311	\$49,821,988	\$52,807,551	\$56,694,468	\$59,506,612	\$60,968,684
Excise Taxes	\$4,326,783	\$5,112,206	\$4,508,214	\$4,704,677	\$4,530,648	\$4,243,585
Departmental	\$1,773,327	\$1,972,328	\$1,779,893	\$1,756,992	\$1,898,860	\$1,995,240
Licenses and permits	\$1,437,780	\$1,341,367	\$1,486,440	\$1,074,286	\$965,420	\$1,071,028
Intergovernmental	\$44,964,703	\$47,716,649	\$53,723,189	\$57,697,403	\$55,090,429	\$56,968,373
Charges for Services	\$76,812	\$166,225	\$88,581	\$38,133	\$38,931	\$36,692
Interest Earnings	\$551,997	\$381,428	\$745,422	\$422,940	\$522,174	\$395,133
Fines & Forfeitures	\$384,466	\$339,721	\$349,695	\$323,984	\$281,725	\$220,783
Miscellaneous	\$76,636	\$347,665	\$1,022,919	\$76,794	\$223,134	\$1,098,056
Total Revenues	\$101,087,815	\$107,199,577	\$116,511,904	\$122,789,677	\$123,057,933	\$126,997,574



City of Methuen, Massachusetts
Property Tax Levies and Collections
Last Ten Fiscal Years

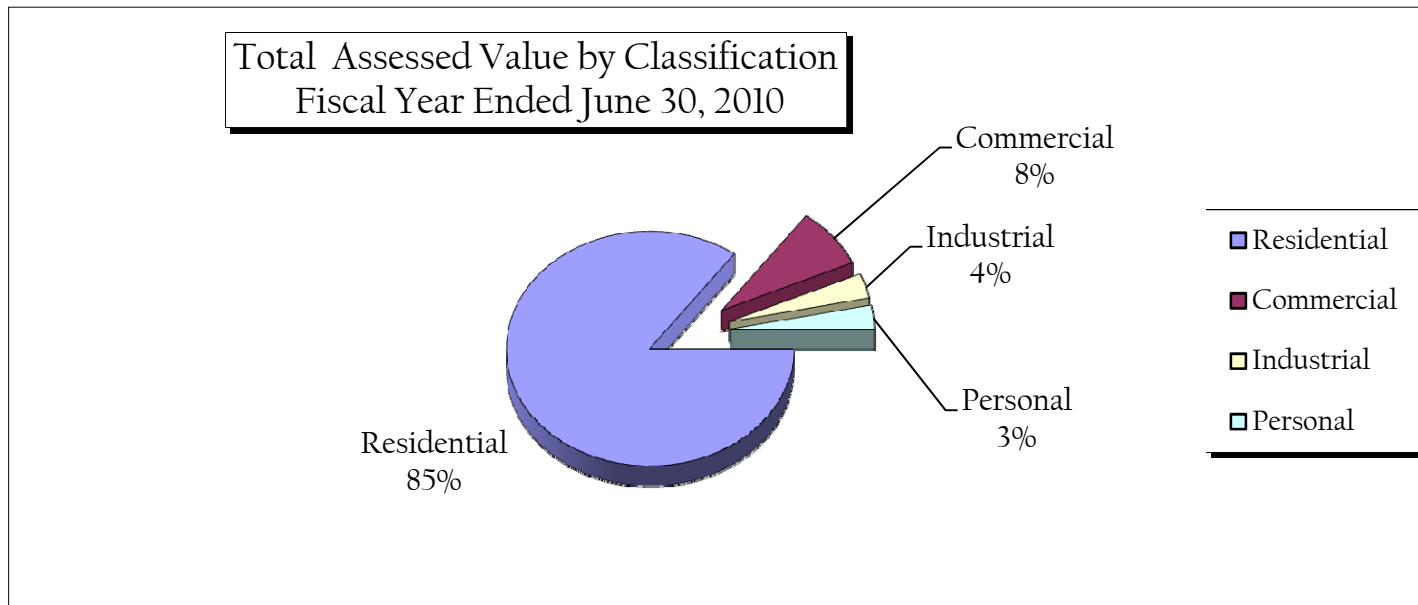
Fiscal Year	Gross Tax Levy	Overlay Reserved for Abatements	Net Tax Levy	Net as % of Total	Collections During the Fiscal Year Payable		Cumulative Collections as of June 30, 2010		Outstanding Balance as of 30-Jun-10	Percent of Outstanding to Net Tax Levy
					Dollar Amount	% of Net Levy	Dollar Amount	% of Net Levy		
2001	\$38,862,468	\$550,664	\$38,311,804	98.58%	\$ 36,775,279	95.99%	\$ 37,916,341	98.97%	\$ 22,148	0.06%
2002	\$41,381,324	\$472,457	\$40,908,867	98.86%	\$ 39,633,212	96.88%	\$ 40,498,793	99.00%	\$ 17,542	0.04%
2003	\$43,633,135	\$503,473	\$43,129,662	98.85%	\$ 42,528,985	98.61%	\$ 43,161,474	100.07%	\$ 8,787	0.02%
2004	\$44,148,900	\$497,525	\$43,651,375	98.87%	\$ 43,005,020	98.52%	\$ 43,682,807	100.07%	\$ 8,207	0.02%
2005	\$47,151,585	\$607,920	\$46,543,665	98.71%	\$ 46,075,920	99.00%	\$ 46,668,843	100.27%	\$ 7,816	0.02%
2006	\$49,846,630	\$495,748	\$49,350,882	99.01%	\$ 48,434,709	98.14%	\$ 49,314,954	99.93%	\$ 6,264	0.01%
2007	\$52,921,856	\$544,783	\$52,377,073	98.97%	\$ 51,220,341	97.79%	\$ 52,046,488	99.37%	\$ 7,824	0.01%
2008	\$57,482,030	\$491,191	\$56,990,839	99.15%	\$ 55,608,004	97.57%	\$ 56,524,528	99.18%	\$ 12,891	0.02%
2009	\$59,813,150	\$659,646	\$59,153,504	98.90%	\$ 57,774,574	97.67%	\$ 58,833,518	99.46%	\$ 17,897	0.03%
2010	\$61,297,488	\$463,159	\$60,834,329	99.24%	\$ 58,974,269	96.94%	\$ 58,974,269	96.94%	\$ 1,891,884	3.11%



* Outstanding amount represents personal property tax only.
Outstanding real estate has been committed to tax title.

City of Methuen, Massachusetts
Assessed Value of Taxable Property by Classification
Last Ten Fiscal Years

Fiscal Year	Residential Value	Residential % of Total Value	Commercial Value	Industrial Value	Personal Property	Total CIP* Value	CIP % of Total Value	Total City Value
2001	\$1,961,006,835	82.18%	\$236,678,881	\$117,737,690	\$70,745,540	\$425,162,111	17.82%	\$2,386,168,946
2002	\$2,167,953,038	82.99%	\$243,341,862	\$131,757,320	\$69,226,410	\$444,325,592	17.01%	\$2,612,278,630
2003 (1)	\$2,887,566,345	85.79%	\$275,059,918	\$130,484,010	\$72,741,360	\$478,285,288	14.21%	\$3,365,851,633
2004	\$2,924,524,851	85.80%	\$272,434,197	\$136,737,760	\$74,811,500	\$483,983,457	14.20%	\$3,408,508,308
2005	\$3,703,116,105	87.18%	\$300,728,636	\$145,846,390	\$97,764,480	\$544,339,506	12.82%	\$4,247,455,611
2006 (1)	\$4,267,426,852	87.54%	\$353,520,884	\$153,055,220	\$100,709,550	\$607,285,654	12.46%	\$4,874,712,506
2007	\$4,351,545,812	87.49%	\$353,761,242	\$158,401,520	\$110,242,660	\$622,405,422	12.51%	\$4,973,951,234
2008	\$4,405,836,612	87.01%	\$378,239,624	\$165,348,420	\$114,297,950	\$657,885,994	12.99%	\$5,063,722,606
2009	\$4,205,607,245	85.89%	\$393,188,571	\$164,063,580	\$133,673,970	\$690,926,121	14.11%	\$4,896,533,366
2010	\$3,901,280,196	85.05%	\$379,345,556	\$156,093,950	\$150,471,281	\$685,910,787	14.95%	\$4,587,190,983

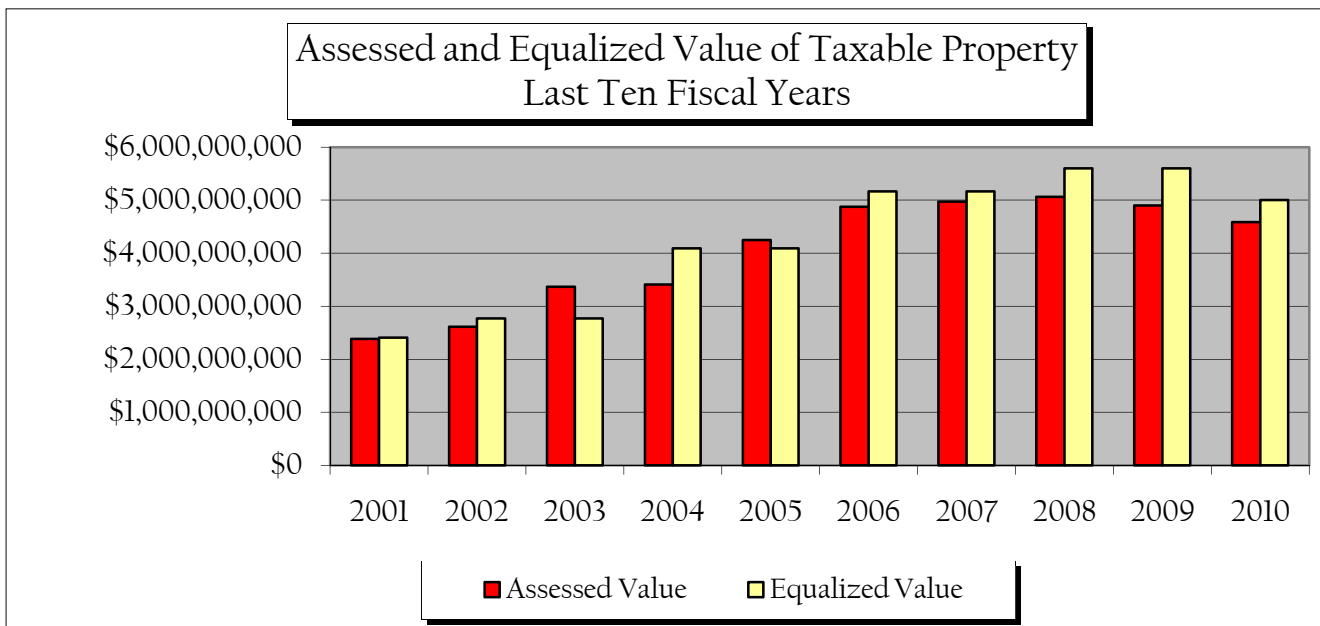


Source: Department of Revenue Tax Rate Recapitulation Sheets

* Commercial, Industrial, and Personal Property

City of Methuen, Massachusetts
Assessed Value and Equalized Valuation of Taxable Property
Last Ten Fiscal Years

Fiscal Year	Assessed Value			U.S. Census Population	Total Assessed Value Per Capita	* Equalized Value	Ratio of Assessed to Equalized Value
	Real Property	Personal Property	Total				
2001	\$2,315,423,406	\$70,745,540	\$2,386,168,946	43,789	\$ 54,492	\$ 2,408,465,100	99.07%
2002	\$2,543,052,220	\$69,226,410	\$2,612,278,630	43,789	\$ 59,656	\$ 2,770,350,300	94.29%
2003 (1)	\$3,293,110,273	\$72,741,360	\$3,365,851,633	43,789	\$ 76,865	\$ 2,770,350,300	121.50%
2004	\$3,333,696,808	\$74,811,500	\$3,408,508,308	43,789	\$ 77,839	\$ 4,088,755,700	83.36%
2005	\$4,149,691,131	\$97,764,480	\$4,247,455,611	43,789	\$ 96,998	\$ 4,088,755,700	103.88%
2006 (1)	\$4,774,002,956	\$100,709,550	\$4,874,712,506	43,789	\$ 111,323	\$ 5,163,292,000	94.41%
2007	\$4,863,708,574	\$110,242,660	\$4,973,951,234	43,789	\$ 113,589	\$ 5,163,292,000	96.33%
2008	\$4,949,424,656	\$114,297,950	\$5,063,722,606	44,055	\$ 114,941	\$ 5,599,072,900	90.44%
2009	\$4,762,859,396	\$133,673,970	\$4,896,533,366	44,055	\$ 111,146	\$ 5,599,072,900	87.45%
2010	\$4,436,719,702	\$150,471,281	\$4,587,190,983	44,364	\$ 103,399	\$ 5,001,489,700	91.72%



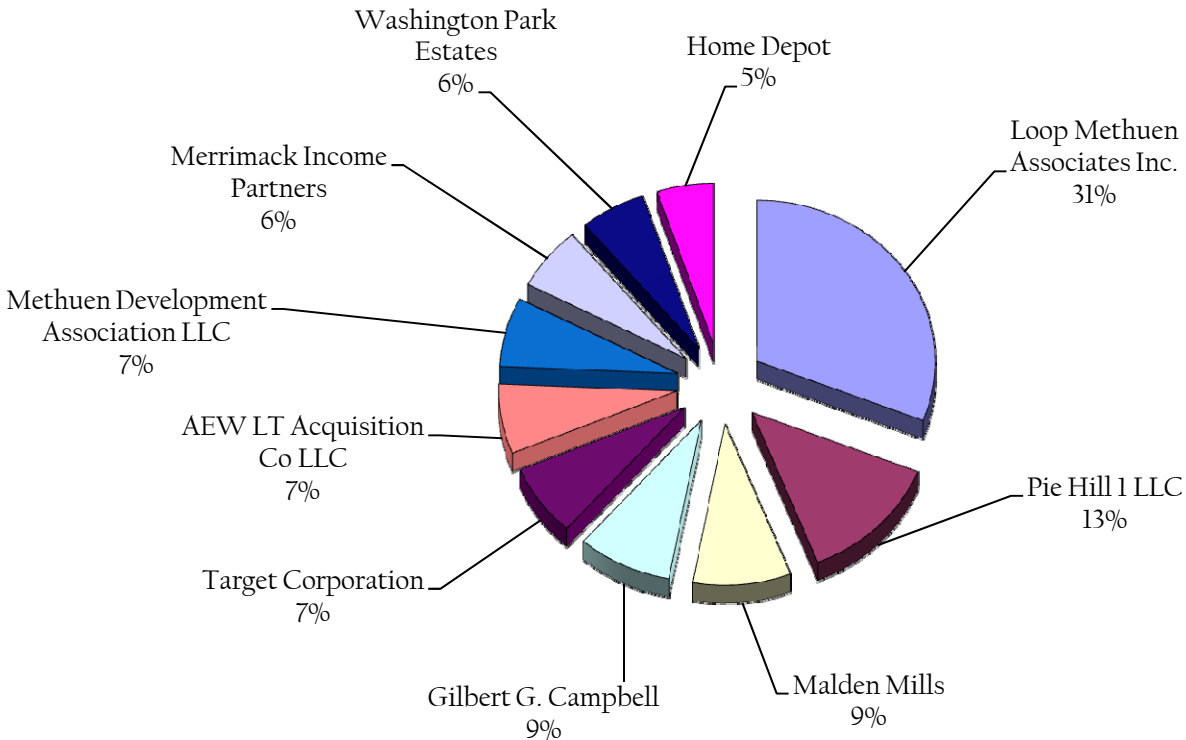
* Equalized valuations are determined biennially by the Commissioner of Revenue

Sources: Department of Revenue Tax Rate Recapitulation Sheets
U.S. Census Records

City of Methuen, Massachusetts
Principal Taxpayers
Fiscal Year 2010

Name	Nature of Business	Total Assessed Valuations for Fiscal Year 2010	% of Total Assessed Commercial & Industrial Value
Loop Methuen Associates Inc.	Power Center	\$61,284,700	1.25%
Pie Hill 1 LLC	Apartments	\$25,740,100	0.53%
Malden Mills	Manufacturing	\$17,628,300	0.36%
Gilbert G. Campbell	Vacant Land, Office, Bank, Apartments	\$16,945,500	0.35%
Target Corporation	Department Store	\$14,286,600	0.29%
AEW LT Acquisition Co LLC	Industrial Warehouse	\$13,862,900	0.28%
Methuen Development Association LLC	Industrial Warehouse	\$13,696,400	0.28%
Merrimack Income Partners	Shopping Center	\$12,509,600	0.26%
Washington Park Estates	Apartments	\$11,677,500	0.24%
Home Depot	Building Supplies	\$10,174,100	0.21%
		\$197,805,700	4.04%

Principal Taxpayers



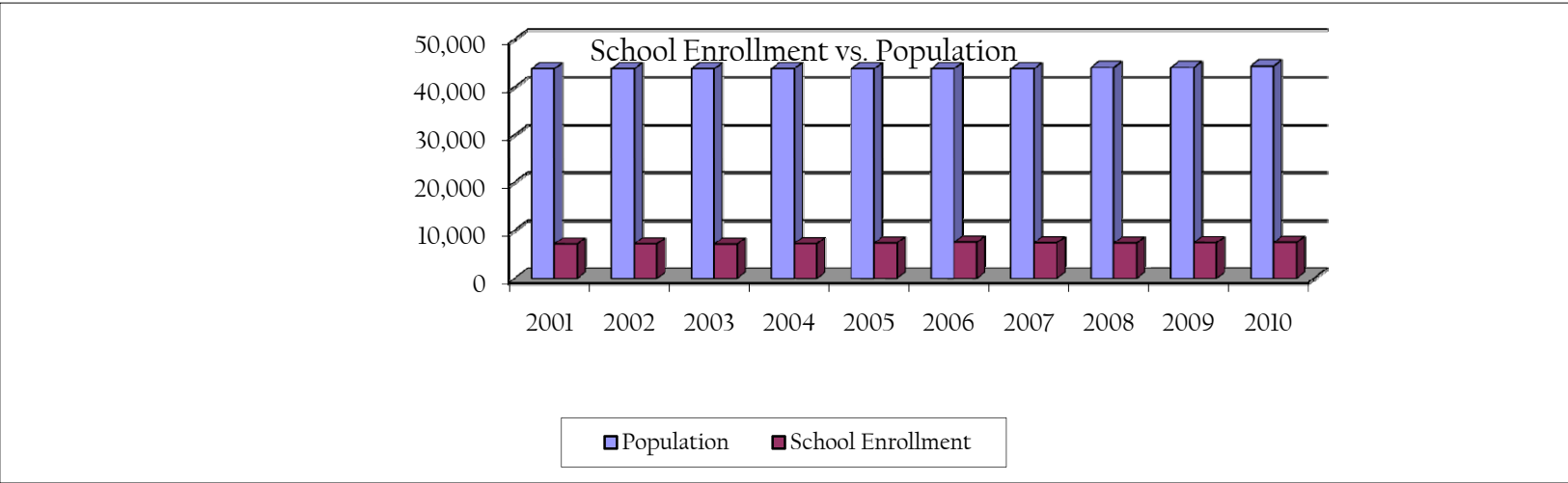
City of Methuen Massachusetts
 Building Permits
 Last Ten Years

<u>Year</u>	<u>New Construction</u>				<u>Additions/Alterations</u>				<u>Total</u>	
	<u>No.</u>	<u>Value</u>	<u>No.</u>	<u>Value</u>	<u>No.</u>	<u>Value</u>	<u>No.</u>	<u>Value</u>		
2001	115	\$23,075,380	14	\$12,350,160	1041	\$10,349,728	159	\$13,343,071	1329	\$59,118,339
2002	86	\$25,160,549	7	\$9,194,117	1542	\$14,381,064	158	\$23,136,398	1793	\$71,872,128
2003	80	\$14,153,500	2	\$762,000	1556	\$16,712,623	157	\$9,007,269	1795	\$40,635,392
2004	57	\$13,407,840	4	\$3,044,791	1707	\$21,346,779	135	\$9,302,964	1903	\$47,102,374
2005	98	\$49,359,695	3	\$2,085,000	1544	\$21,906,481	128	\$5,094,998	1773	\$78,446,174
2006	102	\$31,268,528	3	\$3,131,220	1426	\$17,649,111	134	\$7,182,791	1665	\$59,231,650
2007	67	\$15,653,520	5	\$8,808,410	1396	\$15,837,208	117	\$36,210,996	1585	\$76,510,134
2008	75	\$29,622,033	3	\$728,927	1250	\$13,365,491	129	\$4,679,181	1457	\$48,395,632
2009	43	\$10,378,170	3	\$5,890,875	1070	\$13,731,888	145	\$10,872,953	1261	\$40,873,886
2010	54	\$15,209,510	3	\$4,029,370	1245	\$18,776,753	158	\$22,915,380	1460	\$60,931,013

SOURCE: Building Commissioner

City of Methuen, Massachusetts
Population and School Enrollment
Last Ten Years

Year	Population	Increase (Decrease)	School Enrollment	Increase (Decrease)	School % of Total
2001	43,789	3,799	7,123	405	16.27%
2002	43,789	0	7,152	29	16.33%
2003	43,789	0	7,097	(55)	16.21%
2004	43,789	0	7,193	96	16.43%
2005	43,789	0	7,313	120	16.70%
2006	43,789	0	7,485	172	17.09%
2007	43,789	0	7,346	33	16.78%
2008	44,055	266	7,312	(173)	16.60%
2009	44,055	0	7,387	41	16.77%
2010	44,364	309	7,440	128	16.77%



FY 2012
Budget
Summary

Department: City Council

Organizational Unit: Legislative & Administrative

Classification	Expenditures 2007-08	Expenditures 2008-09	Expenditures 2009-10	Council Adopted Budgeted 2010-11	Departmental Request FY. 2011-12	Mayor Recommendation	Council Adopted Budget 2011-12
Personal Services	\$ 140,357.32	\$ 140,669.08	\$ 126,549.74	\$ 134,750	\$ 143,086	\$ 143,086	\$ 143,086
Laborers							
Other Expenses	\$ 4,558.20	\$ 2,644.48	\$ 3,477.45	\$ 4,101	\$ 24,101	\$ 24,101	\$ 24,101
Equipment Outlay							
Total	\$ 144,915.52	\$ 143,313.56	\$ 130,027.19	\$ 138,851	\$ 167,187	\$ 167,187	\$ 167,187

FY 2012
Budget
Summary

Department: City Council

Organizational Unit: Legislative & Administrative

Positions			Classification Personal Services	Expenditures 2007-08	Expenditures 2008-09	Expenditures 2009-10	Council Adopted Budgeted 2010-11	Departmental Request FY. 2011-12	Mayor Recommendation	Council Adopted Budget 2011-12
10-11 Actual	Dept. Req.	Mayor Rec.								
9	9	9	Councilors	\$ 45,000.00	\$ 43,000.00	\$ 38,340.00	\$ 40,500	\$ 45,000	\$ 45,000	\$ 45,000
1	1	1	Council Clerk	\$ 56,207.87	\$ 56,790.28	\$ 54,202.10	\$ 54,416	\$ 56,593	\$ 56,593	\$ 56,593
1	1	1	Principal Clerk	\$ 35,476.36	\$ 36,916.99	\$ 34,007.64	\$ 35,385	\$ 36,801	\$ 36,801	\$ 36,801
			Longevity	\$ 3,673.09	\$ 3,961.81		\$ 4,449	\$ 4,692	\$ 4,692	\$ 4,692
			Total	\$ 140,357.32	\$ 140,669.08	\$ 126,549.74	\$ 134,750	\$ 143,086	\$ 143,086	\$ 143,086

FY 2012
Budget
Summary

Department: City Council

Organizational Unit: Legislative & Administrative

Classification Other Expenses	Expenditures 2007-08	Expenditures 2008-09	Expenditures 2009-10	Council Adopted Budgeted 2010-11	Departmental Request FY. 2011-12	Mayor Recommendation	Council Adopted Budget 2011-12
Equipment Repair				\$ 200	\$ 200	\$ 200	\$ 200
Food & Related Items	\$ 692.30	\$ 532.87	\$ 468.08	\$ 500	\$ 500	\$ 500	\$ 500
Legal Advertising	\$ 1,281.50	\$ 1,367.15	\$ 675.50	\$ 1,000	\$ 1,000	\$ 1,000	\$ 1,000
Office Supplies & Equipment	\$ 2,426.40	\$ 336.48	\$ 1,722.76	\$ 2,000	\$ 2,000	\$ 2,000	\$ 2,000
Prizes & Awards	\$ 158.00	\$ 407.98	\$ 381.76	\$ 400	\$ 400	\$ 400	\$ 400
Professional Services				\$ 1	\$ 1	\$ 1	\$ 1
Charter Commission			\$ 229.35		\$ 20,000	\$ 20,000	\$ 20,000
Total	\$ 4,558.20	\$ 2,644.48	\$ 3,477.45	\$ 4,101	\$ 24,101	\$ 24,101	\$ 24,101

FY 2012
Budget
Summary

Department: City Clerk

Organizational Unit: Legislative & Administrative

Classification	Expenditures 2007-08	Expenditures 2008-09	Expenditures 2009-10	Council Adopted Budgeted 2010-11	Departmental Request FY. 2011-12	Mayor Recommendation	Council Adopted Budget 2011-12
Personal Services	\$ 257,858.58	\$ 261,441.06	\$ 239,298.97	\$ 244,145	\$ 263,456	\$ 263,456	\$ 263,456
Laborers							
Other Expenses	\$ 61,857.75	\$ 34,423.20	\$ 70,291.18	\$ 40,775	\$ 68,315	\$ 68,515	\$ 68,515
Equipment Outlay							
Total	\$ 319,716.33	\$ 295,864.26	\$ 309,590.15	\$ 284,920	\$ 331,771	\$ 331,971	\$ 331,971

FY 2012
Budget
Summary

Department: City Clerk

Organizational Unit: Legislative & Administrative

Positions			Classification Personal Services	Expenditures 2007-08	Expenditures 2008-09	Expenditures 2009-10	Council Adopted Budgeted 2010-11	Departmental Request FY. 2011-12	Mayor Recommendation	Council Adopted Budget 2011-12
10-11 Actual	Dept. Req.	Mayor Rec.								
1	1	1	City Clerk	\$ 83,097.36	\$ 83,923.36	\$ 75,962.52	\$ 79,483	\$ 83,666	\$ 83,666	\$ 83,666
1	1	1	Assistant City Clerk	\$ 52,097.95	\$ 52,628.16	\$ 48,996.40	\$ 48,064	\$ 52,454	\$ 52,454	\$ 52,454
2.5	2.5	2.5	Senior Clerk	\$ 90,402.24	\$ 89,144.88	\$ 81,819.23	\$ 82,058	\$ 89,720	\$ 89,720	\$ 89,720
1	1	1	Registrar of Voters	\$ 1,300.00	\$ 1,300.00	\$ 975.00	\$ 1,300	\$ 1,300	\$ 1,300	\$ 1,300
0.7	0.7	0.7	P/T Licensing Board Clerk	\$ 24,492.90	\$ 24,726.97	\$ 22,531.64	\$ 22,546	\$ 24,651	\$ 24,651	\$ 24,651
			Customer Service Allowance	\$ 3,000.00	\$ 5,500.00	\$ 5,500.00	\$ 5,500	\$ 5,500	\$ 5,500	\$ 5,500
			Longevity	\$ 3,468.13	\$ 4,217.69	\$ 3,514.18	\$ 5,194	\$ 6,165	\$ 6,165	\$ 6,165
			Total	\$ 257,858.58	\$ 261,441.06	\$ 239,298.97	\$ 244,145	\$ 263,456	\$ 263,456	\$ 263,456

FY 2012
Budget
Summary

Department: City Clerk

Organizational Unit: Legislative & Administrative

Classification Other Expenses	Expenditures 2007-08	Expenditures 2008-09	Expenditures 2009-10	Council Adopted Budgeted 2010-11	Departmental Request FY. 2011-12	Mayor Recommendation	Council Adopted Budget 2011-12
Binding	\$ 956.27	\$ 554.94	\$ 1,744.22	\$ 1,500	\$ 1,500	\$ 1,500	\$ 1,500
Board of Registrars of Voters	\$ 900.00	\$ 900.00	\$ 900.00	\$ 900	\$ 900	\$ 900	\$ 900
Census Service	\$ 3,159.58	\$ 3,599.25	\$ 3,367.50	\$ 3,800	\$ 3,800	\$ 4,000	\$ 4,000
Customer Service Office Supplies	\$ 674.46	\$ 547.44	\$ 582.98	\$ 750	\$ 750	\$ 750	\$ 750
Dues	\$ 372.00	\$ 305.00	\$ 345.90		\$ 450	\$ 450	\$ 450
Election Services	\$ 31,380.32	\$ 21,626.76	\$ 38,647.17	\$ 26,800	\$ 40,700	\$ 40,700	\$ 40,700
Office Equipment Repair	\$ 194.00	\$ 155.00					
Office Supplies	\$ 504.14	\$ 844.78	\$ 559.78	\$ 1,000	\$ 1,000	\$ 1,000	\$ 1,000
Printing	\$ 14,591.98	\$ 3,545.03	\$ 21,718.63	\$ 3,500	\$ 16,690	\$ 16,690	\$ 16,690
Time Clock Maintenance	\$ 125.00	\$ 125.00	\$ 125.00	\$ 125	\$ 125	\$ 125	\$ 125
Transcription Services	\$ 6,900.00						
Voting Machine Maintenance	\$ 2,100.00	\$ 2,100.00	\$ 2,100.00	\$ 2,400	\$ 2,400	\$ 2,400	\$ 2,400
Licensing Board Inspections		\$ 120.00	\$ 200.00				
Total	\$ 61,857.75	\$ 34,423.20	\$ 70,291.18	\$ 40,775	\$ 68,315	\$ 68,515	\$ 68,515

FY 2012
Budget
Summary

Department: Mayor

Organizational Unit: Legislative & Administrative

Classification	Expenditures 2007-08	Expenditures 2008-09	Expenditures 2009-10	Council Adopted Budgeted 2010-11	Departmental Request FY. 2011-12	Mayor Recommendation	Council Adopted Budget 2011-12
Personal Services	\$ 270,866.72	\$ 270,462.03	\$ 244,798.75	\$ 250,523	\$ 272,073	\$ 217,621	\$ 217,621
Laborers							
Other Expenses	\$ 17,159.15	\$ 23,067.49	\$ 15,597.34	\$ 19,550	\$ 19,550	\$ 19,550	\$ 19,550
Out of State Travel							
Equipment Outlay							
Total	\$ 288,025.87	\$ 293,529.52	\$ 260,396.09	\$270,073	\$ 291,623	\$ 237,171	\$ 237,171

FY 2012
Budget
Summary

Department: Mayor

Organizational Unit: Legislative & Administrative

Positions			Classification Personal Services	Expenditures 2007-08	Expenditures 2008-09	Expenditures 2009-10	Council Adopted Budgeted 2010-11	Departmental Request FY. 2011-12	Mayor Recommendation	Council Adopted Budget 2011-12
10-11 Actual	Dept. Req.	Mayor Rec.								
1	1	1	Mayor	\$ 80,307.61	\$ 80,246.07	\$ 72,276.65	72,000	\$ 80,000	\$ 80,000	\$ 80,000
1	1	1	Chief of Staff	\$ 83,097.36	\$ 83,940.73	\$ 77,909.30	79,484	\$ 83,666	\$ 83,666	\$ 83,666
1	1	0.5	Executive Secretary	\$ 56,207.86	\$ 56,772.87	\$ 51,925.89	51,856	\$ 56,593	\$ 28,297	\$ 28,297
1	1	0.5	Head Clerk	\$ 47,594.30	\$ 45,432.41	\$ 40,928.25	41,425	\$ 45,293	\$ 22,647	\$ 22,647
			Longevity	\$ 3,659.59	\$ 4,069.95	\$ 1,758.66	5,758	\$ 6,521	\$ 3,012	\$ 3,012
			Total	\$ 270,866.72	\$ 270,462.03	\$ 244,798.75	\$250,523	\$ 272,073	\$ 217,621	\$ 217,621

FY 2012
Budget
Summary

Department: Mayor

Organizational Unit: Legislative & Administrative

Classification Other Expenses	Expenditures 2007-08	Expenditures 2008-09	Expenditures 2009-10	Council Adopted Budgeted 2010-11	Departmental Request FY. 2011-12	Mayor Recommendation	Council Adopted Budget 2011-12
Advertising	\$ 264.60			\$ 500	\$ 500	\$ 500	\$ 500
Dues, Memberships, Books, Including Prof. Cert. & MGLA, Etc.	\$ 7,489.00	\$ 12,564.00	\$ 7,621.00	\$ 8,500	\$ 8,500	\$ 8,500	\$ 8,500
Printing	\$ 2,584.89	\$ 2,310.50	\$ 748.98	\$ 3,700	\$ 3,700	\$ 3,700	\$ 3,700
Travel, Meetings, etc.				\$ 200	\$ 200	\$ 200	\$ 200
Professional Services	\$ 1,785.00	\$ 4,928.00	\$ 4,948.07	\$ 3,050	\$ 3,050	\$ 3,050	\$ 3,050
Preventative Maint Contracts							
Office Supplies	\$ 1,902.97	\$ 1,294.71	\$ 1,041.43	\$ 1,800	\$ 1,800	\$ 1,800	\$ 1,800
Office Equipment							
Food & Related Items -Special Events-	\$ 3,132.69	\$ 1,970.28	\$ 1,237.86	\$ 1,800	\$ 1,800	\$ 1,800	\$ 1,800
Total	\$ 17,159.15	\$ 23,067.49	\$ 15,597.34	\$ 19,550	\$ 19,550	\$ 19,550	\$ 19,550

FY 2012
Budget
Summary

Department: Human Resources

Organizational Unit: Legislative & Administrative

Classification	Expenditures 2007-08	Expenditures 2008-09	Expenditures 2009-10	Council Adopted Budgeted 2010-11	Council Adopted		
					Departmental Request FY. 2011-12	Mayor Recommendation	Council Adopted Budget 2011-12
Personal Services	\$ 149,882.19	\$ 144,696.84	\$ 130,455.24	\$ 132,391	\$ 139,571	\$ 196,860	\$ 196,860
Laborers							
Other Expenses	\$ 6,443.95	\$ 7,503.07	\$ 7,408.04	\$ 6,065	\$ 6,065	\$ 6,065	\$ 6,065
Out of State Travel							
Equipment Outlay							
Total	\$ 156,326.14	\$ 152,199.91	\$ 137,863.28	\$ 138,456	\$ 145,636	\$ 202,925	\$ 202,925

FY 2012
Budget
Summary

Department: Human Resources

Organizational Unit: Legislative & Administrative

Positions			Classification Personal Services	Expenditures 2007-08	Expenditures 2008-09	Expenditures 2009-10	Council Adopted Budgeted 2010-11	Departmental Request FY. 2011-12	Mayor Recommendation	Council Adopted Budget 2011-12
10-11 Actual	Dept. Req.	Mayor Rec.								
			Human Resource Director/							
1	1	1	Assistant City Solicitor	\$ 35,996.80	\$ 30,882.46	\$ 26,377.00	\$ 26,377	\$ 26,377	\$ 83,666	\$ 83,666
1	1	1	Employee Benefits Manager	\$ 61,423.55	\$ 62,005.42	\$ 56,605.80	\$ 55,630	\$ 60,712	\$ 60,712	\$ 60,712
1	1	1	Head Clerk	\$ 44,924.30	\$ 45,438.05	\$ 41,347.30	\$ 41,425	\$ 45,293	\$ 45,293	\$ 45,293
			Longevity	\$ 7,537.54	\$ 6,370.91	\$ 6,125.14	\$ 8,959	\$ 7,189	\$ 7,189	\$ 7,189
			Total	\$ 149,882.19	\$ 144,696.84	\$ 130,455.24	\$ 132,391	\$ 139,571	\$ 196,860	\$ 196,860

FY 2012
Budget
Summary

Department: Human Resources

Organizational Unit: Legislative & Administrative

Classification Other Expenses	Expenditures 2007-08	Expenditures 2008-09	Expenditures 2009-10	Council Adopted Budgeted 2010-11	Departmental Request FY. 2011-12	Mayor Recommendation	Council Adopted Budget 2011-12
Advertising	\$ 140.00						
In Service Training	\$ 493.00			\$ 500	\$500	\$500	\$500
Medical Examinations	\$ 4,305.00	\$ 6,329.00	\$ 7,131.00	\$ 5,365	\$5,365	\$5,365	\$5,365
Office Supplies	\$ 1,505.95	\$ 1,174.07	\$ 277.04	\$ 200	\$200	\$200	\$200
Total	\$ 6,443.95	\$ 7,503.07	\$ 7,408.04	\$ 6,065	\$ 6,065	\$ 6,065	\$ 6,065

FY 2012
Budget
Summary

Department: Information Technologies

Organizational Unit: Legislative & Administrative

Classification	Expenditures 2007-08	Expenditures 2008-09	Expenditures 2009-10	Council Adopted Budgeted 2010-11	Departmental Request FY. 2011-12	Mayor Recommendation	Council Adopted Budget 2011-12
Personal Services	\$ 211,346.26	\$ 212,180.01	\$ 195,608.81	\$ 200,367	\$ 215,589	\$ 215,589	\$ 215,589
Laborers							
Other Expenses	\$ 344,038.54	\$ 329,593.72	\$ 338,515.75	\$ 336,710	\$ 360,640	\$ 360,640	\$ 360,640
Out of State Travel							
Equipment Outlay	\$ 121,992.67	\$ 108,004.49	\$ 125,431.27	\$ 100,000	\$ 100,000	\$ 100,000	\$ 100,000
Total	\$ 677,377.47	\$ 649,778.22	\$ 659,555.83	\$ 637,077	\$ 676,229	\$ 676,229	\$ 676,229

FY 2012
Budget
Summary

Department: Information Technologies Organizational Unit: Legislative & Administrative

Positions			Classification Personal Services	Expenditures 2007-08	Expenditures 2008-09	Expenditures 2009-10	Council Adopted Budgeted 2010-11	Departmental Request FY. 2011-12	Mayor Recommendation	Council Adopted Budget 2011-12
10-11 Actual	Dept. Req.	Mayor Rec.								
1	1	1	Director Information Technologies	\$ 88,120.09	\$ 89,021.71	\$ 83,580.43	\$ 84,287	\$ 88,723	\$ 88,723	\$ 88,723
1	1	1	Information System Technician I	\$ 44,158.47	\$ 44,601.54	\$ 41,120.52	\$ 40,664	\$ 44,461	\$ 44,461	\$ 44,461
1	1	1	Information System Technician II	\$ 5.78		\$ 2.66				\$ -
1	1	1	Network Administrator	\$ 69,765.14	\$ 70,489.67	\$ 66,009.77	\$ 64,374	\$ 70,254	\$ 70,254	\$ 70,254
			Longevity	\$ 5,643.78	\$ 6,337.09	\$ 1,415.43	\$ 7,082	\$ 8,190	\$ 8,190	\$ 8,190
			Mileage	\$ 3,653.00	\$ 1,730.00	\$ 3,480.00	\$ 3,960	\$ 3,960	\$ 3,960	\$ 3,960
			Total	\$ 211,346.26	\$ 212,180.01	\$ 195,608.81	\$ 200,367	\$ 215,589	\$ 215,589	\$ 215,589

FY 2012
Budget
Summary

Department: Information Technologies Organizational Unit: Legislative & Administrative

Classification Other Expenses	Expenditures 2007-08	Expenditures 2008-09	Expenditures 2009-10	Council Adopted Budgeted 2010-11	Departmental Request FY. 2011-12	Mayor Recommendation	Council Adopted Budget 2011-12
Communications	\$ 110,975.38	\$ 102,829.24	\$ 103,858.98	\$ 105,000	\$ 105,000	\$ 105,000	\$ 105,000
Copier Maintenance	\$ 17,545.09	\$ 6,469.10	\$ 8,025.71	\$ 8,450	\$ 10,450	\$ 10,450	\$ 10,450
Equipment Repair	\$ 660.84	\$ 428.05	\$ 567.93	\$ 600	\$ 800	\$ 800	\$ 800
Hardware Maintenance	\$ 13,529.20	\$ 4,816.67	\$ 4,972.47	\$ 5,000	\$ 5,000	\$ 5,000	\$ 5,000
Maintenance Contracts	\$ 84,992.00	\$ 81,653.09	\$ 87,524.34	\$ 87,560	\$ 93,890	\$ 93,890	\$ 93,890
Office Supplies	\$ 97.78	\$ 92.27	\$ 99.70	\$ 100	\$ 100	\$ 100	\$ 100
Software Maintenance	\$ 85,302.51	\$ 88,608.60	\$ 89,614.52	\$ 90,100	\$ 96,200	\$ 96,200	\$ 96,200
Mileage In Town		\$ 1,980.00					
Technical Support & Service	\$ 24,919.00	\$ 24,504.00	\$ 24,965.00	\$ 21,000	\$ 28,000	\$ 28,000	\$ 28,000
Copier	\$ 6,016.74	\$ 18,212.70	\$ 18,887.10	\$ 18,900	\$ 21,200	\$ 21,200	\$ 21,200
Total	\$ 344,038.54	\$ 329,593.72	\$ 338,515.75	\$ 336,710	\$ 360,640	\$ 360,640	\$ 360,640

FY 2012
Budget
Summary

Department: Information Technologies

Organizational Unit: Legislative & Administrative

Classification Equipment Outlay	Expenditures 2007-08	Expenditures 2008-09	Expenditures 2009-10	Council Adopted	Departmental Request FY. 2011-12	Mayor Recommendation	Council Adopted Budget 2011-12
				Budgeted 2010-11			
Computer Hardware	\$ 57,066.96	\$ 49,930.88	\$ 49,981.20	\$ 50,000	\$ 55,000	\$ 55,000	\$ 55,000
Computer Software	\$ 19,975.71	\$ 13,123.61	\$ 19,943.27	\$ 20,000	\$ 45,000	\$ 45,000	\$ 45,000
Lease Purchase - Wireless Network	\$ 44,950.00	\$ 44,950.00	\$ 55,506.80	\$ 30,000			
Total	\$ 121,992.67	\$ 108,004.49	\$ 125,431.27	\$ 100,000	\$ 100,000	\$ 100,000	\$ 100,000

FY 2012
Budget
Summary

Department: Legal Services

Organizational Unit: Legislative & Administrative

Classification	Expenditures 2007-08	Expenditures 2008-09	Expenditures 2009-10	Council Adopted Budgeted 2010-11	Departmental Request FY. 2011-12	Mayor Recommendation	Council Adopted Budget 2011-12
Personal Services	\$ 160,867.40	\$ 164,857.76	\$ 151,741.75	\$ 158,625	\$ 165,430	\$ 165,430	\$ 165,430
Laborers							
Other Expenses	\$ 103,582.97	\$ 33,871.34	\$ 32,076.31	\$ 151,800	\$ 151,800	\$ 146,800	\$ 146,800
Equipment Outlay							
Total	\$ 264,450.37	\$ 198,729.10	\$ 183,818.06	\$ 310,425	\$ 317,230	\$ 312,230	\$ 312,230

FY 2012
Budget
Summary

Department: Legal Services Organizational Unit: Legislative & Administrative

Positions			Classification Personal Services	Expenditures 2007-08	Expenditures 2008-09	Expenditures 2009-10	Council Adopted Budgeted 2010-11	Departmental Request FY. 2011-12	Mayor Recommendation	Council Adopted Budget 2011-12
10-11 Actual	Dept. Req.	Mayor Rec.								
1	1	1	City Solicitor	\$ 106,959.89	\$ 108,034.54	\$ 98,862.58	\$ 103,550	\$ 107,692	\$ 107,692	\$ 107,692
1	1	1	Legal Secretary	\$ 52,257.61	\$ 54,692.77	\$ 51,986.11	\$ 52,239	\$ 54,282	\$ 54,282	\$ 54,282
			Longevity	\$ 1,649.90	\$ 2,130.45	\$ 893.06	\$ 2,836	\$ 3,456	\$ 3,456	\$ 3,456
			Total	\$ 160,867.40	\$ 164,857.76	\$ 151,741.75	\$ 158,625	\$ 165,430	\$ 165,430	\$ 165,430

FY 2012
Budget
Summary

Department: Legal Services Organizational Unit: Legislative & Administrative

Classification Other Expenses	Expenditures 2007-08	Expenditures 2008-09	Expenditures 2009-10	Council Adopted Budgeted 2010-11	Departmental Request FY. 2011-12	Mayor Recommendation	Council Adopted Budget 2011-12
Expenses	\$ 14,704.48	\$ 11,619.88	\$ 7,753.94	\$ 7,000	\$ 7,000	\$ 7,000	\$ 7,000
Briefs, Recording Fees, Etc.	\$ 6,990.10	\$ 1,064.99	\$ 965.00	\$ 1,000	\$ 1,000	\$ 1,000	\$ 1,000
Damages & Incidentals	\$ 23,776.94	\$ 6,715.25	\$ 10,164.11	\$ 10,000	\$ 10,000	\$ 10,000	\$ 10,000
Professional Services	\$ 57,864.37	\$ 13,482.32	\$ 12,221.03	\$ 133,000	\$ 133,000	\$ 128,000	\$ 128,000
Office Supplies	\$ 247.08	\$ 988.90	\$ 972.23	\$ 800	\$ 800	\$ 800	\$ 800
Total	\$ 103,582.97	\$ 33,871.34	\$ 32,076.31	\$ 151,800	\$ 151,800	\$ 146,800	\$ 146,800

FY 2012
Budget
Summary

Department: Historical Commission

Organizational Unit: Legislative & Administrative

Classification	Expenditures 2007-08	Expenditures 2008-09	Expenditures 2009-10	Council Adopted Budgeted 2010-11	Departmental Request FY. 2011-12	Mayor Recommendation	Council Adopted Budget 2011-12
Personal Services	\$ 52,330.55	\$ 39,527.41	\$ -	\$ 1	\$ -	\$ -	\$ -
Laborers							
Other Expenses	\$ 1,540.19	\$ 4,167.61	\$ -	\$ 3	\$ 3,600	\$ 3,600	\$ 3,600
Equipment Outlay							
Total	\$ 53,870.74	\$ 43,695.02	\$ -	\$ 4	\$ 3,600	\$ 3,600	\$ 3,600

FY 2012
Budget
Summary

Department: Historical Commission

Organizational Unit: Legislative & Administrative

Positions			Classification Personal Services	Expenditures 2007-08	Expenditures 2008-09	Expenditures 2009-10	Council Adopted Budgeted 2010-11	Departmental Request FY. 2011-12	Mayor Recommendation	Council Adopted Budget 2011-12
10-11 Actual	Dept. Req.	Mayor Rec.								
0	0	0	Historical Planner	\$ 52,330.55	\$ 39,527.41		\$ 1			
			Total	\$ 52,330.55	\$ 39,527.41	\$ -	\$ 1	\$ -	\$ -	\$ -

FY 2012
Budget
Summary

Department: Historical Commission

Organizational Unit: Legislative & Administrative

Classification Other Expenses	Expenditures 2007-08	Expenditures 2008-09	Expenditures 2009-10	Council Adopted Budgeted 2010-11	Departmental Request FY. 2011-12	Mayor Recommendation	Council Adopted Budget 2011-12
Rental		\$ 3,600.00			\$ 3,600	\$ 3,600	\$ 3,600
Document Conservation	\$ 1,394.49	\$ 467.61		\$ 1			
Professional Workshops	\$ 40.00			\$ 1			
Office & Photo Supplies	\$ 105.70	\$ 100.00		\$ 1			
Total	\$ 1,540.19	\$ 4,167.61	\$ -	\$ 3	\$ 3,600	\$ 3,600	\$ 3,600

FY 2012
Budget
Summary

Department: City Auditor

Organizational Unit: Finance

Classification	Expenditures 2007-08	Expenditures 2008-09	Expenditures 2009-10	Council Adopted Budgeted 2010-11	Departmental Request	Mayor	Council Adopted
					FY. 2011-12	Recommendation	Budget 2011-12
Personal Services	\$ 406,708.25	\$ 413,438.97	\$ 397,775.02	\$ 410,765	\$ 411,190	\$ 411,190	\$ 411,190
Laborers							
Other Expenses	\$ 154,860.36	\$ 130,538.71	\$ 133,162.30	\$ 124,650	\$ 138,950	\$ 138,950	\$ 138,950
Equipment Outlay	\$ -	\$ -	\$ -	\$ -	\$ -	\$ -	\$ -
Total	\$ 561,568.61	\$ 543,977.68	\$ 530,937.32	\$ 535,415	\$ 550,140	\$ 550,140	\$ 550,140

FY 2012
Budget
Summary

Department: City Auditor

Organizational Unit: Finance

Positions			Classification Personal Services	Expenditures 2007-08	Expenditures 2008-09	Expenditures 2009-10	Council Adopted Budgeted 2010-11	Departmental Request FY. 2011-12	Mayor Recommendation	Council Adopted Budget 2011-12
10-11 Actual	Dept. Req.	Mayor Rec.								
1	1	1	City Auditor	\$ 98,992.20	\$ 100,567.49	\$ 90,243.07	\$ 94,965	\$ 98,764	\$ 98,764	\$ 98,764
1	1	1	Deputy Director of Budget and Finance	\$ 78,599.84	\$ 79,552.60	\$ 79,053.42	\$ 72,624	\$ 79,258	\$ 79,258	\$ 79,258
1	1	1	Assistant City Auditor	\$ 67,664.13	\$ 70,510.07	\$ 68,724.65	\$ 66,365	\$ 72,427	\$ 72,427	\$ 72,427
2	0	0	Head Clerks	\$ 90,570.23	\$ 91,503.69	\$ 88,534.16	\$ 82,850			
0	1	1	Administrative Assistant - Accounting	\$ -	\$ -	\$ -	\$ -	\$ 51,215	\$ 51,215	\$ 51,215
0	0	0	Procurement Officer	\$ 49,382.29	\$ 49,878.14	\$ 44,762.85	\$ 16,920			
0	0	1	Principal Clerk					\$ 33,065	\$ 33,065	\$ 33,065
1	1	1	Purchasing Director				\$ 53,000	\$ 55,764	\$ 55,764	\$ 55,764
			Longevity	\$ 21,499.56	\$ 21,426.98	\$ 26,456.87	\$ 24,041	\$ 20,697	\$ 20,697	\$ 20,697
			Total	\$ 406,708.25	\$ 413,438.97	\$ 397,775.02	\$ 410,765	\$ 411,190	\$ 411,190	\$ 411,190

FY 2012
Budget
Summary

Department: City Auditor

Organizational Unit: Finance

Classification Other Expenses	Expenditures 2007-08	Expenditures 2008-09	Expenditures 2009-10	Council Adopted Budgeted 2010-11	Council Adopted		
					Departmental Request FY. 2011-12	Mayor Recommendation	Council Adopted Budget 2011-12
Municipal Audit	\$ 74,916.15	\$ 52,555.00	\$ 45,610.00	\$ 48,000	\$ 53,000	\$ 53,000	\$ 53,000
GASB 34 Compliance Audit	\$ 6,395.00	\$ 6,100.00	\$ 6,100.00	\$ 6,000	\$ 6,100	\$ 6,100	\$ 6,100
Actuarial GASB 45 OPEB	\$ 185.15		\$ 9,800.00		\$ 10,000	\$ 10,000	\$ 10,000
Stationary & Supplies	\$ 2,221.84	\$ 2,636.13	\$ 2,537.79	\$ 1,400	\$ 1,600	\$ 1,600	\$ 1,600
Copier Supplies	\$ 234.51	\$ 59.00	\$ 145.70	\$ 1,000	\$ 250	\$ 250	\$ 250
Payroll Services	\$ 61,872.35	\$ 61,390.60	\$ 60,883.55	\$ 60,000	\$ 60,000	\$ 60,000	\$ 60,000
Office Equipment	\$ 399.98	\$ 255.96	\$ 245.25	\$ 250	\$ 250	\$ 250	\$ 250
Photo Copy Paper	\$ 7,891.40	\$ 6,815.00	\$ 6,925.24	\$ 7,000	\$ 7,000	\$ 7,000	\$ 7,000
Photo Copy Supplies	\$ 743.98	\$ 727.02	\$ 914.77	\$ 1,000	\$ 750	\$ 750	\$ 750
							\$ -
Total	\$ 154,860.36	\$ 130,538.71	\$ 133,162.30	\$ 124,650	\$ 138,950	\$ 138,950	\$ 138,950

FY 2012
Budget
Summary

Department: City Auditor

Organizational Unit: Finance

Classification Equipment Outlay	Expenditures 2007-08	Expenditures 2008-09	Expenditures 2009-10	Council Adopted Budgeted 2010-11	Departmental Request FY. 2011-12	Mayor Recommendation	Council Adopted Budget 2011-12
Copier							
Total	\$ -	\$ -	\$ -	\$ -	\$ -	\$ -	\$ -

FY 2012
Budget
Summary

Department: Assessment

Organizational Unit: Finance

Classification	Expenditures 2007-08	Expenditures 2008-09	Expenditures 2009-10	Council Adopted Budgeted 2010-11	Departmental Request 2011-12	Mayor Recommendation	Council Adopted Budget 2011-12
Personal Services	\$ 283,849.35	\$ 286,279.52	\$ 263,291.39	\$ 217,418	\$ 207,063	\$ 207,063	\$ 207,063
Laborers							
Other Expenses	\$ 2,029.51	\$ 245,709.12	\$ 21,688.52	\$ 5,350	\$ 10,350	\$ 10,350	\$ 10,350
Equipment Outlay							
Total	\$ 285,878.86	\$ 531,988.64	\$ 284,979.91	\$ 222,768	\$ 217,413	\$ 217,413	\$ 217,413

FY 2012
Budget
Summary

Department: Assessment

Organizational Unit: Finance

Positions			Classification Personal Services	Expenditures 2007-08	Expenditures 2008-09	Expenditures 2009-10	Council Adopted Budgeted 2010-11	Departmental Request 2011-12	Mayor Recommendation	Council Adopted Budget 2011-12
10-11 Actual	Dept. Req.	Mayor Rec.								
1	1	1	Assessor	\$ 91,536.92	\$ 92,470.31	\$ 86,322.27	\$ 32,702	\$ 71,465	\$ 71,465	\$ 71,465
5	5	3	Board of Assessors	\$ 3,000.00	\$ 2,437.68	\$ 2,437.65	\$ 3,000	\$ 10,500	\$ 10,500	\$ 10,500
2	2	1	Assistant Assessor	\$ 112,672.14	\$ 113,804.47	\$ 104,088.77	\$ 66,566	\$ 47,750	\$ 47,750	\$ 47,750
1	1	1	Principal Clerk	\$ 36,571.48	\$ 36,922.37	\$ 34,641.52	\$ 33,659	\$ 36,801	\$ 36,801	\$ 36,801
1	1	1	Senior Clerk	\$ 31,281.59	\$ 31,790.36	\$ 29,759.01	\$ 31,561	\$ 34,508	\$ 34,508	\$ 34,508
			Customer Service Allowance	\$ 1,000.00	\$ 1,000.00		\$ 1,000			
			Clothing Allowance	\$ 1,200.00	\$ 600.00	\$ 600.00	\$ 600			
			Longevity	\$ 6,587.22	\$ 7,254.33	\$ 5,442.17	\$ 8,659	\$ 6,039	\$ 6,039	\$ 6,039
			Retirement - Buy Back				\$ 39,671			
			Total	\$ 283,849.35	\$ 286,279.52	\$ 263,291.39	\$ 217,418	\$ 207,063	\$ 207,063	\$ 207,063

FY 2012
Budget
Summary

Department: Assessment

Organizational Unit: Finance

Classification Other Expenses	Expenditures 2007-08	Expenditures 2008-09	Expenditures 2009-10	Council Adopted Budgeted 2010-11	Departmental Request 2011-12	Mayor Recommendation	Council Adopted Budget 2011-12
Deeds, Probates, & Maps	\$ 931.64	\$ 2,880.20	\$ 2,362.00	\$ 3,000	\$ 3,000	\$ 3,000	\$ 3,000
Professional Services	\$ 315.00	\$ 949.96	\$ 1,090.00	\$ 1,000	\$ 1,000	\$ 1,000	\$ 1,000
Printing & State Forms	\$ 126.00	\$ 549.90	\$ 360.27	\$ 150	\$ 150	\$ 150	\$ 150
Office Supplies	\$ 566.87	\$ 1,270.31	\$ 1,988.25	\$ 700	\$ 1,200	\$ 1,200	\$ 1,200
Education	\$ 90.00	\$ 85.00	\$ 888.00	\$ 500	\$ 5,000	\$ 5,000	\$ 5,000
Revaluation		\$ 239,973.75	\$ 15,000.00				\$ -
Total	\$ 2,029.51	\$ 245,709.12	\$ 21,688.52	\$ 5,350	\$ 10,350	\$ 10,350	\$ 10,350

FY 2012
Budget
Summary

Department: Treasurer/Tax Collector Organizational Unit: Finance

Classification	Expenditures 2007-08	Expenditures 2008-09	Expenditures 2009-10	Council Adopted Budgeted 2010-11	Departmental Request FY. 2011-12	Mayor Recommendation	Council Adopted Budget 2011-12
Personal Services	\$ 318,475.70	\$ 328,545.32	\$ 303,791.99	\$ 308,795	\$ 337,091	\$ 337,091	\$ 337,091
Laborers							
Other Expenses	\$ 110,373.50	\$ 101,491.00	\$ 110,452.84	\$ 86,921	\$ 101,100	\$ 101,100	\$ 101,100
Equipment Outlay							
Total	\$ 428,849.20	\$ 430,036.32	\$ 414,244.83	\$ 395,716	\$ 438,191	\$ 438,191	\$ 438,191

FY 2012
Budget
Summary

Department: Treasurer/Tax Collector Organizational Unit: Finance

Positions			Classification Personal Services	Expenditures 2007-08	Expenditures 2008-09	Expenditures 2009-10	Council Adopted Budgeted 2010-11	Departmental Request FY. 2011-12	Mayor Recommendation	Council Adopted Budget 2011-12
10-11 Actual	Dept. Req.	Mayor Rec.								
1	1	1	Treasurer/Tax Collector	\$ 83,097.36	\$ 84,963.32	\$ 81,870.41	\$ 80,483	\$ 84,666	\$ 84,666	\$ 84,666
1	1	1	Assistant Collector	\$ 58,262.29	\$ 58,847.49	\$ 53,823.41	\$ 53,751	\$ 58,661	\$ 58,661	\$ 58,661
1	1	1	Assistant Treasurer	\$ 58,262.29	\$ 58,847.49	\$ 53,823.41	\$ 53,751	\$ 58,661	\$ 58,661	\$ 58,661
1	1	1	Head Clerk	\$ 38,440.87	\$ 40,514.97	\$ 41,037.46	\$ 39,925	\$ 45,293	\$ 45,293	\$ 45,293
1	1	1	Principal Clerk	\$ 35,793.80	\$ 36,924.92	\$ 34,473.02	\$ 33,659	\$ 36,801	\$ 36,801	\$ 36,801
1	1	1	Senior Account Clerks	\$ 32,446.25	\$ 33,848.67	\$ 32,544.87	\$ 31,561	\$ 34,508	\$ 34,508	\$ 34,508
			Customer Service Allowance	\$ 1,750.00	\$ 2,000.00		\$ 2,000	\$ 3,000	\$ 3,000	\$ 3,000
			Longevity	\$ 10,422.84	\$ 12,598.46	\$ 6,219.41	\$ 13,665	\$ 15,501	\$ 15,501	\$ 15,501
			Total	\$ 318,475.70	\$ 328,545.32	\$ 303,791.99	\$ 308,795	\$ 337,091	\$ 337,091	\$ 337,091

FY 2012
Budget
Summary

Department: Treasurer/Tax Collector Organizational Unit: Finance

Classification Other Expenses	Expenditures 2007-08	Expenditures 2008-09	Expenditures 2009-10	Council Adopted Budgeted 2010-11	Departmental Request FY. 2011-12	Mayor Recommendation	Council Adopted Budget 2011-12
Dues & Subscriptions	\$ 786.17	\$ 580.47	\$ 685.50	\$ 550	\$ 600	\$ 600	\$ 600
Equipment Repair	\$ 323.45		\$ 203.50	\$ 171	\$ 200	\$ 200	\$ 200
Foreclosure Rights & Redem.	\$ 515.00	\$ 5,373.77	\$ 1,035.00	\$ 1,000	\$ 1,000	\$ 1,000	\$ 1,000
Insurance & Bond	\$ 3,476.00	\$ 3,476.00	\$ 3,411.00	\$ 3,500	\$ 3,600	\$ 3,600	\$ 3,600
Legal Advertising	\$ 3,220.29	\$ 5,587.56	\$ 6,361.23	\$ 2,500	\$ 3,000	\$ 3,000	\$ 3,000
Meter Rental & Contract	\$ 1,750.57	\$ 2,751.66	\$ 2,751.66	\$ 3,200	\$ 3,200	\$ 3,200	\$ 3,200
Office Supplies	\$ 3,975.04	\$ 2,715.60	\$ 2,964.74	\$ 1,000	\$ 1,500	\$ 1,500	\$ 1,500
Postage	\$ 72,132.87	\$ 68,942.10	\$ 70,240.25	\$ 58,000	\$ 70,000	\$ 70,000	\$ 70,000
Printing	\$ 23,194.11	\$ 12,063.84	\$ 11,624.96	\$ 12,000	\$ 12,000	\$ 12,000	\$ 12,000
Professional Services	\$ 1,000.00						
Registry of Deeds	\$ 7,875.00	\$ 6,050.00	\$ 11,175.00	\$ 5,000	\$ 6,000	\$ 6,000	\$ 6,000
Total	\$ 110,373.50	\$ 101,491.00	\$ 110,452.84	\$ 86,921	\$ 101,100	\$ 101,100	\$ 101,100

FY 2012
Budget
Summary

Department: Reserve Fund Organizational Unit: Finance

Classification	Expenditures 2007-08	Expenditures 2008-09	Expenditures 2009-10	Council Adopted Budgeted 2010-11	Departmental Request FY. 2011-12	Mayor Recommendation	Council Adopted Budget 2011-12
Reserve Fund	\$ 2,314,406.00	\$ 1,209,370.40	\$ 20,000.00	\$ 200,000	\$ 300,000	\$ 200,000	\$ 200,000
Total	\$ 2,314,406.00	\$ 1,209,370.40	\$ 20,000.00	\$ 200,000	\$ 300,000	\$ 200,000	\$ 200,000

FY 2012
Budget
Summary

Department: Bonds & Interest

Organizational Unit: Debt Service

Classification	Expenditures 2007-08	Expenditures 2008-09	Expenditures 2009-10	Council Adopted Budgeted 2010-11	Departmental Request FY. 2011-12	Mayor Recommendation	Council Adopted Budget 2011-12
General Bonds	\$ 5,322,000.00	\$ 5,455,000.00	\$ 6,075,000.00	\$ 6,190,000	\$ 6,300,000	\$ 6,300,000	\$ 6,300,000
General Interest	\$ 2,300,423.13	\$ 2,134,734.37	\$ 1,852,363.74	\$ 1,588,735	\$ 1,308,898	\$ 1,308,898	\$ 1,308,898
Interest, BANS, FANS, & SANS	\$ 561,758.45	\$ 25,000.00	\$ 87,654.92	\$ 340,491	\$ 247,180	\$ 135,000	\$ 135,000
Total	\$ 8,184,181.58	\$ 7,614,734.37	\$ 8,015,018.66	\$ 8,119,226	\$ 7,856,078	\$ 7,743,898	\$ 7,743,898

FY 2012
Budget
Summary

Department: Employee Benefits - Insurance Organizational Unit: Insurance

Classification	Expenditures 2007-08	Expenditures 2008-09	Expenditures 2009-10	Council Adopted Budgeted 2010-11	Departmental Request FY.2011-12	Mayor Recommendation	Council Adopted Budget 2011-12
Group Health Insurance	\$ 8,938,934.00	\$ 7,900,837.50	\$ 9,117,712.00	\$ 12,803,014	\$ 11,322,646	\$ 11,322,646	\$ 11,322,646
Mediplex	\$ 7,492.50	\$ 7,492.50	\$ 9,990.00	\$ 10,000	\$ 10,000	\$ 10,000	\$ 10,000
Medicare Tax	\$ 863,916.36	\$ 902,717.40	\$ 923,917.30	\$ 892,359	\$ 930,000	\$ 930,000	\$ 930,000
Life Insurance	\$ 24,509.66	\$ 24,299.41	\$ 22,119.95	\$ 24,315	\$ 24,000	\$ 24,000	\$ 24,000
Indemnity Police & Fire				\$ 30,000	\$ 30,000	\$ 30,000	\$ 30,000
Insurance Premiums	\$ 413,091.68	\$ 360,478.12	\$ 329,282.00	\$ 335,000	\$ 325,000	\$ 325,000	\$ 325,000
Workers Compensation:							
Salary	\$ 4,200.00	\$ 4,200.00	\$ 4,200.00	\$ 4,200	\$ 4,200	\$ 4,200	\$ 4,200
Expenses	\$ 630,896.81	\$ 521,210.72	\$ 728,264.04	\$ 600,000	\$ 535,000	\$ 500,000	\$ 500,000
Unemployment Insurance:							
General Government	\$ 24,679.00	\$ 40,060.42	\$ 45,257.35	\$ 82,397	\$ 35,000	\$ 35,000	\$ 35,000
Personnel Services & Other Expense						\$ 750,000	\$ -
Total	\$ 10,907,720.01	\$ 9,761,296.07	\$ 11,180,742.64	\$ 14,781,285	\$ 13,215,846	\$ 13,930,846	\$ 13,180,846

FY 2012
Budget
Summary

Department: Employee Benefits/
Non Contributory Retirement Organizational Unit: Retirement

Classification	Expenditures 2007-08	Expenditures 2008-09	Expenditures 2009-10	Council Adopted	Departmental Request FY. 2011-12	Mayor Recommendation	Council Adopted Budget 2011-12
				Budgeted 2010-11			
Personal Services							
Pensions	\$ 62,358.42	\$ 48,184.28	\$ 46,188.31	\$ 30,776	\$ 31,855	\$ 31,855	\$ 31,855
Other Expenses							
Equipment Outlay							
Total	\$ 62,358.42	\$ 48,184.28	\$ 46,188.31	\$ 30,776	\$ 31,855	\$ 31,855	\$ 31,855

FY 2012
Budget
Summary

Department: Employee Benefits/
Non Contributory Retirement Organizational Unit: Retirement

Classification Personal Services	Expenditures 2007-08	Expenditures 2008-09	Expenditures 2009-10	Council Adopted	Departmental Request FY. 2011-12	Mayor Recommendation	Council Adopted Budget 2011-12
				Budgeted 2010-11			
Fire	\$ 16,929.97	\$ 17,290.22	\$ 14,934.80				
Police	\$ 45,428.45	\$ 30,894.06	\$ 31,253.51	\$ 30,776	\$ 31,855	\$ 31,855	\$ 31,855
Total	\$ 62,358.42	\$ 48,184.28	\$ 46,188.31	\$ 30,776	\$ 31,855	\$ 31,855	\$ 31,855

FY 2012
Budget
Summary

Department: Employee Benefits
Contributory Retirement

Organizational Unit: Retirement

Classification	Expenditures 2007-08	Expenditures 2008-09	Expenditures 2009-10	Council Adopted Budgeted 2010-11	Departmental Request FY. 2011-12	Mayor Recommendation	Council Adopted Budget 2011-12
Personal Services							
Pensions	\$ 5,213,868.00	\$ 5,859,858.99	\$ 5,925,686.00	\$ 7,021,588	\$ 7,093,074	\$ 7,093,074	\$ 7,093,074
Other Expenses							
Equipment Outlay							
Total	\$ 5,213,868.00	\$ 5,859,858.99	\$ 5,925,686.00	\$ 7,021,588	\$ 7,093,074	\$ 7,093,074	\$ 7,093,074

FY 2012
Budget
Summary

Department: Employee Benefits
Contributory Retirement

Organizational Unit: Retirement

Classification Pension	Expenditures 2007-08	Expenditures 2008-09	Expenditures 2009-10	Council Adopted	Departmental Request FY. 2011-12	Mayor Recommendation	Council Adopted Budget 2011-12
				Budgeted 2010-11			
Pension Fund	\$ 5,213,868.00	\$ 5,853,782.00	\$ 5,925,686.00	\$ 7,015,874	\$ 7,093,074	\$ 7,093,074	\$ 7,093,074
Due from Workers Compensation		\$ 4,577.00		\$ 5,714			
Retirement Board Analyst		\$ 1,499.99					
Total	\$ 5,213,868.00	\$ 5,859,858.99	\$ 5,925,686.00	\$ 7,021,588	\$ 7,093,074	\$ 7,093,074	\$ 7,093,074

FY 2012
Budget
Summary

Department of Economic and Community Development

Classification	Expenditures 2007-08	Expenditures 2008-09	Expenditures 2009-10	Council Adopted Budgeted 2010-11	Departmental Request FY. 2011-12	Mayor Recommendation	Council Adopted Budget 2011-12
Personal Services	\$ 1,171,940.64	\$ 1,128,323.03	\$ 1,034,214.93	\$ 985,798	\$ 1,175,064	\$ 1,175,064	\$ 1,125,071
Laborers							
Other Expenses	\$ 53,372.19	\$ 53,932.85	\$ 45,932.69	\$ 47,648	\$ 48,148	\$ 48,148	\$ 48,148
Equipment Outlay							
Total	\$ 1,225,312.83	\$ 1,182,255.88	\$ 1,080,147.62	\$ 1,033,446	\$ 1,223,212	\$ 1,223,212	\$ 1,173,219

FY 2012
Budget
Summary

Department of Economic and Community Development

Positions			Classification Personal Services	Expenditures 2007-08	Expenditures 2008-09	Expenditures 2009-10	Council Adopted Budgeted 2010-11	Departmental Request FY. 2011-12	Mayor Recommendation	Council Adopted Budget 2011-12
10-11 Actual	Dept. Req.	Mayor Rec.								
			Community Development							
1	1	1	Director of Planning & Comm. Develop.	\$ 102,800.78	\$ 95,522.24	\$ 54,817.58		\$ 99,986	\$ 99,986	\$ 49,993
1	1	1	Assistant Director of Planning	\$ 47,875.47	\$ 42,083.19	\$ 49,021.39	\$ 48,955	\$ 53,427	\$ 53,427	\$ 53,427
1	1	1	Assistant Director of Comm. Dev.	\$ 52,079.52	\$ 54,700.71	\$ 53,768.07	\$ 52,288	\$ 58,893	\$ 58,893	\$ 58,893
1	1	1	Community Development - Secretary	\$ 44,679.19	\$ 43,625.42	\$ 42,062.32	\$ 41,425	\$ 45,293	\$ 45,293	\$ 45,293
1	1	1	Head Clerk	\$ 41,846.79	\$ 24,370.98	\$ 43,718.67	\$ 41,425	\$ 45,293	\$ 45,293	\$ 45,293
			Conservation							
1	1	1	Conservation Officer	\$ 67,642.91	\$ 69,412.40	\$ 62,630.80	\$ 66,365	\$ 72,427	\$ 72,427	\$ 72,427
1	1	1	Head Clerk	\$ 45,293.00	\$ 45,293.00	\$ 43,718.67	\$ 41,425	\$ 45,293	\$ 45,293	\$ 45,293
1	1	1	Animal Control Officer	\$ 103,804.73	\$ 51,138.42	\$ 48,371.13	\$ 46,517	\$ 50,861	\$ 50,861	\$ 50,861
			Clothing Allowance	\$ 500.00	\$ 600.00	\$ 600.00	\$ 600			
			Inspection							
1	1	1	Building Commissioner	\$ 66,864.99	\$ 67,341.42	\$ 64,504.05	\$ 60,119	\$ 65,611	\$ 65,611	\$ 65,611
1	1	1	Local Inspector	\$ 56,694.67	\$ 58,344.09	\$ 53,164.82	\$ 53,198	\$ 58,165	\$ 58,165	\$ 58,165
1	1	1	Assistant Local Inspector	\$ 49,233.39	\$ 50,665.61	\$ 46,168.00	\$ 46,197	\$ 50,510	\$ 50,510	\$ 50,510
1	1	1	Plumbing & Gas Insp.	\$ 55,080.98	\$ 56,683.32	\$ 51,651.33	\$ 51,684	\$ 56,510	\$ 56,510	\$ 56,510
1	1	1	Wire Inspector	\$ 54,250.73	\$ 56,683.32	\$ 51,651.33	\$ 51,684	\$ 56,510	\$ 56,510	\$ 56,510
1	1	1	Head Clerk	\$ 45,293.00	\$ 45,293.00	\$ 43,718.67	\$ 41,425	\$ 45,293	\$ 45,293	\$ 45,293
0.5	0	0	Principal Clerk	\$ 26,287.00	\$ 26,485.12	\$ 23,931.00	\$ 24,042	\$ -		
0	0.5	0.5	Senior Clerk				\$ 1	\$ 21,590	\$ 21,590	\$ 21,590
0	0	0	Sealer of Weights & Measures				\$ 1	\$ 1	\$ 1	\$ 1
			Clothing Allowance	\$ 1,450.00	\$ 1,500.00	\$ 1,500.00	\$ 1,500	\$ 1,500	\$ 1,500	\$ 1,500
			Mileage	\$ 27,769.51	\$ 30,329.60	\$ 30,000.00	\$ 30,000	\$ 30,000	\$ 30,000	\$ 30,000
			Vehicle Maintenance Stipend	\$ 2,500.00			\$ 2,500	\$ 2,500	\$ 2,500	\$ 2,500

FY 2012
Budget
Summary

Department of Economic and Community Development

Positions			Classification Personal Services	Expenditures 2007-08	Expenditures 2008-09	Expenditures 2009-10	Council Adopted Budgeted 2010-11	Departmental Request FY. 2011-12	Mayor Recommendation	Council Adopted Budget 2011-12
10-11 Actual	Dept. Req.	Mayor Rec.								
			Health							
1	1	1	Director of Public Health	\$ 61,717.34	\$ 68,142.88	\$ 62,325.46	\$ 62,241	\$ 67,927	\$ 67,927	\$ 67,927
1	1	1	Principal Clerk	\$ 36,314.18	\$ 39,301.00	\$ 36,772.66	\$ 36,159	\$ 39,301	\$ 39,301	\$ 39,301
1	1	1	Public Health Nurse	\$ 53,614.05	\$ 54,147.30	\$ 49,340.10	\$ 49,371	\$ 53,981	\$ 53,981	\$ 53,981
1	0	0	Food Inspector	\$ 52,215.69	\$ 50,069.74					
1	0	0	Sanitary Inspector	\$ 37,362.23	\$ 50,076.05					
2	2	2	Health Inspector			\$ 94,240.26	\$ 94,263	\$ 106,383	\$ 106,383	\$ 106,383
			Longevity	\$ 22,570.49	\$ 26,814.22	\$ 7,138.62	\$ 25,213	\$ 30,612	\$ 30,612	\$ 30,612
			Travel:							
			Director	\$ 1,500.00	\$ 2,400.00	\$ 2,400.00	\$ 2,400	\$ 2,400	\$ 2,400	\$ 2,400
			Code Enforcement Officers	\$ 11,500.00	\$ 12,000.00	\$ 12,000.00	\$ 12,000	\$ 12,000	\$ 12,000	\$ 12,000
			Nurse	\$ 1,200.00	\$ 1,200.00	\$ 1,200.00	\$ 1,200	\$ 1,200	\$ 1,200	\$ 1,200
			Clothing Allowance	\$ 500.00	\$ 600.00	\$ 300.00	\$ 600	\$ 600	\$ 600	\$ 600
			Vehicle Maintenance Stipend	\$ 1,500.00	\$ 3,500.00	\$ 3,500.00	\$ 1,000	\$ 1,000	\$ 1,000	\$ 1,000
			Total	\$1,171,940.64	\$1,128,323.03	\$ 1,034,214.93	\$985,798.00	\$ 1,175,064	\$ 1,175,064	\$ 1,125,071

FY 2012
Budget
Summary

Department of Economic and Community Development

Classification Other Expenses	Expenditures 2007-08	Expenditures 2008-09	Expenditures 2009-10	Council Adopted Budgeted 2010-11	Departmental Request FY. 2011-12	Mayor Recommendation	Council Adopted Budget 2011-12
Community Development							
Board Training				\$ 1	\$ 1	\$ 1	\$ 1
Legal Advertising	\$ 4,990.43	\$ 900.25	\$ 1,040.49	\$ 2,000	\$ 2,000	\$ 2,000	\$ 2,000
Matching Grants	\$ 7,927.84	\$ 1,107.12	\$ 1,273.99	\$ 10,000	\$ 10,000	\$ 10,000	\$ 10,000
Mileage	\$ 1,200.00	\$ 1,200.00	\$ 673.94	\$ 1,200	\$ 1,200	\$ 1,200	\$ 1,200
Printing	\$ 552.23	\$ 287.28	\$ 1,578.89	\$ 700	\$ 700	\$ 700	\$ 700
Professional Services	\$ 12,070.55	\$ 12,127.09	\$ 14,056.01	\$ 7,000	\$ 7,000	\$ 7,000	\$ 7,000
Regional Planning	\$ 14,190.87	\$ 14,440.38	\$ 14,440.38	\$ 14,441	\$ 14,441	\$ 14,441	\$ 14,441
Stationary & Supplies	\$ 1,339.79	\$ 6,764.67	\$ 1,055.47	\$ 750	\$ 750	\$ 750	\$ 750
Conservation							
Dues & Subscriptions				\$ 1	\$ 1	\$ 1	\$ 1
Field Guide & Literature				\$ 1	\$ 1	\$ 1	\$ 1
Film for Camera				\$ 1	\$ 1	\$ 1	\$ 1
MACC				\$ 1	\$ 1	\$ 1	\$ 1
Office Supplies	\$ 150.00	\$ 187.15	\$ 179.57	\$ 200	\$ 200	\$ 200	\$ 200
Professional Services				\$ 1	\$ 1	\$ 1	\$ 1
Recording Tapes				\$ 1	\$ 1	\$ 1	\$ 1
Travel In State	\$ 53.18	\$ 41.39	\$ 15.50	\$ 50	\$ 50	\$ 50	\$ 50
Animal Care	\$ 4,999.22	\$ 5,258.61	\$ 2,999.70	\$ 3,000	\$ 3,000	\$ 3,000	\$ 3,000

FY 2012
Budget
Summary

Department of Economic and Community Development

Classification	Expenditures 2007-08	Expenditures 2008-09	Expenditures 2009-10	Council Adopted Budgeted 2010-11	Departmental Request FY. 2011-12	Mayor Recommendation	Council Adopted Budget 2011-12
Inspections							
Equipment Repair	\$ 357.00	\$ 80.00	\$ 200.00	\$ 100	\$ 100	\$ 100	\$ 100
Office Supplies	\$ 400.00	\$ 549.81	\$ 598.56	\$ 600	\$ 600	\$ 600	\$ 600
Preventive Maintenance Contract	\$ 498.75						
Printing	\$ 200.00	\$ 123.12	\$ 676.67	\$ 300	\$ 300	\$ 300	\$ 300
Replacement Services	\$ 2,483.96	\$ 3,119.71	\$ 4,879.35	\$ 5,000	\$ 5,000	\$ 5,000	\$ 5,000
Travel (Sealer)							
Licensing & Certifications	\$ 883.20	\$ 838.00	\$ 1,300.00	\$ 1,300	\$ 1,300	\$ 1,300	\$ 1,300
Sealer of Weights & Measure		\$ 6,000.00					
Sealer of Weights & Measure Supplies					\$ 500	\$ 500	\$ 500
Health							
Printing		\$ 45.60	\$ 250.55	\$ 100	\$ 100	\$ 100	\$ 100
Equipment Repair		\$ 200.00		\$ 200	\$ 200	\$ 200	\$ 200
Inspectors' Supplies	\$ 501.08	\$ 300.00	\$ 294.64	\$ 300	\$ 300	\$ 300	\$ 300
Office Supplies & Expenses	\$ 574.09	\$ 362.67	\$ 418.99	\$ 400	\$ 400	\$ 400	\$ 400
Total	\$ 53,372.19	\$ 53,932.85	\$ 45,932.69	\$ 47,648	\$ 48,148	\$ 48,148	\$ 48,148

FY 2012
Budget
Summary

Department: Elder Affairs

Organizational Unit: Human Services

Classification	Expenditures 2007-08	Expenditures 2008-09	Expenditures 2009-10	Council Adopted	Departmental Request FY. 2011-12	Mayor Recommendation	Council Adopted Budget 2011-12
				Budgeted 2010-11			
Personal Services	\$ 191,815.28	\$ 192,963.99	\$ 175,954.85	\$ 179,106	\$ 193,527	\$ 193,527	\$ 193,527
Laborers							
Other Expenses	\$ 69,280.44	\$ 69,269.08	\$ 70,963.85	\$ 69,400	\$ 69,400	\$ 69,400	\$ 69,400
Equipment Outlay					\$ -	\$ -	\$ -
Total	\$ 261,095.72	\$ 262,233.07	\$ 246,918.70	\$ 248,506	\$ 262,927	\$ 262,927	\$ 262,927

FY 2012
Budget
Summary

Department: Elder Affairs

Organizational Unit: Human Services

Positions			Classification Personal Services	Expenditures 2007-08	Expenditures 2008-09	Expenditures 2009-10	Council Adopted Budgeted 2010-11	Departmental Request FY. 2011-12	Mayor Recommendation	Council Adopted Budget 2011-12
10-11 Actual	Dept. Req.	Mayor Rec.								
1	1	1	Executive Director	\$ 65,440.01	\$ 66,090.89	\$ 59,565.32	\$ 62,594	\$ 65,888	\$ 65,888	\$ 65,888
1	1	1	Administrative Assistant	\$ 35,080.05	\$ 35,432.44	\$ 32,407.74	\$ 32,364	\$ 35,320	\$ 35,320	\$ 35,320
1	1	1	Head Clerk	\$ 45,485.11	\$ 45,732.41	\$ 41,899.37	\$ 41,425	\$ 45,293	\$ 45,293	\$ 45,293
1	1	1	Activities Coordinator	\$ 35,715.75	\$ 36,160.89	\$ 32,951.26	\$ 32,971	\$ 36,050	\$ 36,050	\$ 36,050
			Longevity	\$ 10,094.36	\$ 9,547.36	\$ 9,131.16	\$ 9,752	\$ 10,976	\$ 10,976	\$ 10,976
			Total	\$ 191,815.28	\$ 192,963.99	\$ 175,954.85	\$ 179,106	\$ 193,527	\$ 193,527	\$ 193,527

FY 2012
Budget
Summary

Department: Elder Affairs

Organizational Unit: Human Services

Classification Other Expenses	Expenditures 2007-08	Expenditures 2008-09	Expenditures 2009-10	Council Adopted Budgeted 2010-11	Departmental Request FY. 2011-12	Mayor Recommendation	Council Adopted Budget 2011-12
Building Insurance	\$ 4,000.00	\$ 4,000.00	\$ 4,000.00	\$ 4,000	\$ 4,000	\$ 4,000	\$ 4,000
Building Maintenance	\$ 26,000.00	\$ 26,000.00	\$ 26,000.00	\$ 26,000	\$ 26,000	\$ 26,000	\$ 26,000
Building Rental	\$ 600.00						
Building Utilities	\$ 17,000.00	\$ 17,000.00	\$ 16,928.51	\$ 17,000	\$ 17,000	\$ 17,000	\$ 17,000
Bus Rental							
Elder Services	\$ 4,000.00	\$ 4,000.00	\$ 4,000.00	\$ 4,000	\$ 4,000	\$ 4,000	\$ 4,000
Elevator Service	\$ 838.84	\$ 1,000.00	\$ 831.02	\$ 1,000	\$ 1,000	\$ 1,000	\$ 1,000
Equipment Rental							
Food & Related Items	\$ 3,862.22	\$ 4,000.00	\$ 4,165.52	\$ 4,000	\$ 4,000	\$ 4,000	\$ 4,000
Mileage In State	\$ 205.73	\$ 289.69	\$ 300.00	\$ 300	\$ 300	\$ 300	\$ 300
Office Supplies	\$ 501.96	\$ 500.00	\$ 500.00	\$ 500	\$ 500	\$ 500	\$ 500
Paper Supplies	\$ 1,029.69	\$ 899.09	\$ 854.55	\$ 900	\$ 900	\$ 900	\$ 900
Equipment Hire - Plowing	\$ 1,200.00	\$ 1,200.00	\$ 1,200.00	\$ 1,200	\$ 1,200	\$ 1,200	\$ 1,200
Printing	\$ 1,047.00	\$ 1,181.97	\$ 1,200.00	\$ 1,200	\$ 1,200	\$ 1,200	\$ 1,200
Professional Services	\$ 8,995.00	\$ 8,898.33	\$ 10,684.25	\$ 9,000	\$ 9,000	\$ 9,000	\$ 9,000
Telephone	\$ 300.00	\$ 300.00	\$ 300.00	\$ 300	\$ 300	\$ 300	\$ 300
Total	\$ 69,280.44	\$ 69,269.08	\$ 70,963.85	\$ 69,400	\$ 69,400	\$ 69,400	\$ 69,400

FY 2012
Budget
Summary

Department: Elder Affairs

Organizational Unit: Human Services

Classification Equipment Outlay	Expenditures 2007-08	Expenditures 2008-09	Expenditures 2009-10	Council Adopted Budgeted 2010-11	Departmental Request	Mayor	Council Adopted
					FY. 2011-12	Recommendation	Budget 2011-12
Copier	\$ 2,700.00						
Total	\$ 2,700.00				\$ -	\$ -	\$ -

FY 2012
Budget
Summary

Department: Nevins Memorial Library Organizational Unit: Human Services

Classification	Expenditures 2007-08	Expenditures 2008-09	Expenditures 2009-10	Council Adopted Budgeted 2010-11	Departmental Request	Mayor	Council Adopted
					FY. 2011-12	Recommendation	Budget 2011-12
Personal Services							
Laborers							
Other Expenses	\$ 864,126.00	\$ 1,287,370.00	\$ 1,412,463.00	\$ 1,399,441	\$ 1,411,416	\$ 1,411,416	\$ 1,411,416
Equipment Outlay							
Total	\$ 864,126.00	\$ 1,287,370.00	\$ 1,412,463.00	\$ 1,399,441	\$ 1,411,416	\$ 1,411,416	\$ 1,411,416

FY 2012
Budget
Summary

Department: Nevins Memorial Library Organizational Unit: Human Services

Classification Other Expenses	Expenditures 2007-08	Expenditures 2008-09	Expenditures 2009-10	Council Adopted Budgeted 2010-11	Departmental Request FY. 2011-12	Mayor Recommendation	Council Adopted Budget 2011-12
Library Support	\$ 864,126.00	\$ 890,000.00	\$ 1,027,988.00	\$ 1,027,988	\$ 1,057,988	\$ 1,057,988	\$ 1,057,988
Principal	\$ 263,000.00	\$ 265,000.00	\$ 265,000.00	\$ 265,000	\$ 260,000	\$ 260,000	\$ 260,000
Interest	\$ 145,225.00	\$ 132,370.00	\$ 119,475.00	\$ 106,453	\$ 93,428	\$ 93,428	\$ 93,428
Total	\$ 864,126.00	\$ 1,287,370.00	\$ 1,412,463.00	\$ 1,399,441	\$ 1,411,416	\$ 1,411,416	\$ 1,411,416

FY 2012
Budget
Summary

Department: Recreation Department

Organizational Unit: Human Services

Classification	Expenditures 2007-08	Expenditures 2008-09	Expenditures 2009-10	Council Adopted Budgeted 2010-11	Deptmental Request	Mayor	Council Adopted
					FY. 2011-12	Recommendation	Budget 2011-12
Personal Services	\$ 135,679.81	\$ 124,293.59	\$ 121,664.06	\$ 127,416	\$ 135,608	\$ 135,608	\$ 135,608
Laborers							
Other Expenses	\$ 24,696.42	\$ 15,186.73	\$ 24,830.68	\$ 11,851	\$ 11,851	\$ 11,851	\$ 11,851
Equipment Outlay							
Total	\$ 160,376.23	\$ 139,480.32	\$ 146,494.74	\$ 139,267	\$ 147,459	\$ 147,459	\$ 147,459

FY 2012
Budget
Summary

Department: Recreation Department

Organizational Unit: Human Services

Positions			Classification Personal Services	Expenditures 2007-08	Expenditures 2008-09	Expenditures 2009-10	Council Adopted Budgeted 2010-11	Deptmental Request FY. 2011-12	Mayor Recommendation	Council Adopted Budget 2011-12
10-11 Actual	Dept. Req.	Mayor Rec.								
1	1	1	Supervisor/Coordinator	\$ 67,500.70	\$ 67,319.95	\$ 61,700.86	\$ 60,119	\$ 65,611	\$ 65,611	\$ 65,611
10	10	10	Assistant Swim Instructors & Lifeguards	\$ 12,175.00	\$ 5,935.00	\$ 10,780.00	\$ 19,000	\$ 19,000	\$ 19,000	\$ 19,000
0.5	0.5	0.5	Senior Clerk Part Time	\$ 18,405.07	\$ 19,890.15	\$ 18,735.13	\$ 18,936	\$ 20,704	\$ 20,704	\$ 20,704
2	2	2	Weekend Supervisor - Forest Lake	\$ 810.00	\$ 534.00		\$ 2,400	\$ 2,400	\$ 2,400	\$ 2,400
			Recreational Leaders	\$ 29,640.39	\$ 23,026.50	\$ 23,502.50	\$ 20,000	\$ 20,000	\$ 20,000	\$ 20,000
			Tennis Instructor	\$ 51.00	\$ 1,683.00	\$ 1,368.50	\$ 1,190	\$ 1,190	\$ 1,190	\$ 1,190
			Longevity	\$ 7,097.65	\$ 5,904.99	\$ 5,577.07	\$ 5,771	\$ 6,703	\$ 6,703	\$ 6,703
			Total	\$ 135,679.81	\$ 124,293.59	\$ 121,664.06	\$ 127,416	\$ 135,608	\$ 135,608	\$ 135,608

FY 2012
Budget
Summary

Department: Recreation Department

Organizational Unit: Human Services

Classification Other Expenses	Expenditures 2007-08	Expenditures 2008-09	Expenditures 2009-10	Council Adopted Budgeted 2010-11	Deptmental Request	Mayor	Council Adopted
					FY. 2011-12	Recommendation	Budget 2011-12
Custodial	\$ 2,680.50	\$ 1,344.38	\$ 2,540.00	\$ 2,800	\$ 2,800	\$ 2,800	\$ 2,800
Field Day	\$ 28.10		\$ 130.39	\$ 150	\$ 150	\$ 150	\$ 150
Functions & Events	\$ 18,159.94	\$ 10,468.34	\$ 19,369.72	\$ 5,000	\$ 5,000	\$ 5,000	\$ 5,000
Office Supplies	\$ 665.88	\$ 876.01	\$ 969.57	\$ 900	\$ 900	\$ 900	\$ 900
Transportation	\$ 2,660.00	\$ 2,040.00	\$ 1,533.00	\$ 2,500	\$ 2,500	\$ 2,500	\$ 2,500
Trophies & Awards	\$ 502.00	\$ 458.00	\$ 288.00	\$ 500	\$ 500	\$ 500	\$ 500
Recreation & Athletic Supplies				\$ 1	\$ 1	\$ 1	\$ 1
Total	\$ 24,696.42	\$ 15,186.73	\$ 24,830.68	\$ 11,851	\$ 11,851	\$ 11,851	\$ 11,851

FY 2012
Budget
Summary

Department: Veterans Benefits

Organizational Unit: Legislative & Administrative

Classification	Expenditures 2007-08	Expenditures 2008-09	Expenditures 2009-10	Council Adopted Budgeted 2010-11	Departmental Request FY. 2011-12	Mayor Recommendation	Council Adopted Budget 2011-12
Personal Services	\$ 93,728.91	\$ 94,290.18	\$ 89,590.95	\$ 91,338	\$ 101,508	\$ 101,508	\$ 101,508
Laborers							
Other Expenses	\$ 464,519.72	\$ 427,456.28	\$ 406,830.97	\$ 420,300	\$ 490,200	\$ 430,400	\$ 430,400
Out of State Travel							
Equipment Outlay							
Total	\$ 558,248.63	\$ 521,746.46	\$ 496,421.92	\$ 511,638	\$ 591,708	\$ 531,908	\$ 531,908

FY 2012
Budget
Summary

Department: Veterans Benefits

Organizational Unit: Legislative & Administrative

Position			Classification Personal Services	Expenditures 2007-08	Expenditures 2008-09	Expenditures 2009-10	Council Adopted Budgeted 2010-11	Departmental Request FY. 2011-12	Mayor Recommendation	Council Adopted Budget 2011-12
10-11 Actual	Dept. Req.	Mayor Rec.								
1	1	1	Director of Veterans Affairs	\$ 74,934.41	\$ 54,885.70	\$ 52,103.63	\$ 53,751	\$ 58,661	\$ 58,661	\$ 58,661
0	0	0	Principal Clerk	\$ 18,341.80						
1	1	1	Head Clerk		\$ 38,862.34	\$ 36,899.28	\$ 36,922	\$ 42,007	\$ 42,007	\$ 42,007
			Longevity	\$ 452.70	\$ 542.14	\$ 588.04	\$ 665	\$ 840	\$ 840	\$ 840
			Total	\$ 93,728.91	\$ 94,290.18	\$ 89,590.95	\$ 91,338	\$ 101,508	\$ 101,508	\$ 101,508

FY 2012
Budget
Summary

Department: Veterans Benefits

Organizational Unit: Legislative & Administrative

Classification Other Expenses	Expenditures 2007-08	Expenditures 2008-09	Expenditures 2009-10	Council Adopted Budgeted 2010-11	Departmental Request	Mayor	Council Adopted
					FY. 2011-12	Recommendation	Budget 2011-12
Veterans							
Veteran Benefits Payroll	\$ 379,583.88	\$ 337,053.74	\$ 329,335.48	\$ 340,000	\$ 399,900	\$ 350,000	\$ 350,000
Veteran Benefits Warrant	\$ 79,051.05	\$ 83,774.13	\$ 70,619.91	\$ 71,500	\$ 81,400	\$ 71,500	\$ 71,500
Office Supplies	\$ 232.73	\$ 283.20	\$ 564.24	\$ 1,000	\$ 1,000	\$ 1,000	\$ 1,000
Training		\$ 343.55	\$ 650.60	\$ 1,000	\$ 1,000	\$ 1,000	\$ 1,000
Veterans Events			\$ 165.05	\$ 500	\$ 500	\$ 500	\$ 500
Dues & Subscriptions		\$ 75.00	\$ 85.00	\$ 100	\$ 100	\$ 100	\$ 100
Memorial Day Observance:							
Rental of Quarters Women's American Legion Post	\$ 400.00	\$ 400.00	\$ 400.00	\$ 400	\$ 400	\$ 400	\$ 400
Veterans Day:							
Memorial Day Wreaths	\$ 697.50	\$ 750.00	\$ 780.00	\$ 800	\$ 900	\$ 900	\$ 900
Flags & Markers	\$ 4,554.56	\$ 4,776.66	\$ 4,230.69	\$ 5,000	\$ 5,000	\$ 5,000	\$ 5,000
Total	\$ 464,519.72	\$ 427,456.28	\$ 406,830.97	\$ 420,300	\$ 490,200	\$ 430,400	\$ 430,400

FY 2012
Budget
Summary

Department: Solid Waste & Disposal Organizational Unit: Public Works & Facilities

Classification	Expenditures 2007-08	Expenditures 2008-09	Expenditures 2009-10	Council Adopted Budgeted 2010-11	Departmental Request FY. 2011-12	Mayor Recommendation	Council Adopted FY. 2011-12
Tippling Fees	\$ 2,351,657.58	\$ 2,316,226.81	\$ 2,112,203.75	\$ 2,250,000	\$ 2,475,000	\$ 2,475,000	\$ 2,475,000
Tire/Scrap/Pest Control	\$ 9,235.21	\$ 8,450.30	\$ 9,192.84	\$ 10,000	\$ 10,000	\$ 10,000	\$ 10,000
Recycling Contract	\$ 273,956.55	\$ 282,193.51	\$ 233,642.69	\$ 249,274	\$ 249,274	\$ 249,274	\$ 249,274
Brush Grinding/Compost		\$ 6,000.00		\$ 10,000	\$ 10,000	\$ 10,000	\$ 10,000
Total	\$ 2,634,849.34	\$ 2,612,870.62	\$ 2,355,039.28	\$ 2,519,274	\$ 2,744,274	\$ 2,744,274	\$ 2,744,274

FY 2012
Budget
Summary

Capital Improvement Program

Organizational Unit: Public Works & Facilities

Classification	Expenditures 2007-08	Expenditures 2008-09	Expenditures 2009-10	Council Adopted	Departmental Request FY. 2011-12	Mayor Recommendation	Council Adopted Budget 2011-12
				Budgeted 2010-11			
Capital Improvement Program							
Mechanics Software							
(4) Plow Blades							
(1) 1 1/4 Ton Dump Truck							
(4) Trucks and Chassis Sanders							
(1) 436 Front End Loader							
(1) Backhoe 215 JCB							
(2) Ford Extended Cab 4x4							
Central Fire Station Insulation							
Fire Alarm (Garage)							
West End Fire Station (Floor)							
City Hall (Wall and Deck)							
Tree Department (Garage Doors)							
Total	\$ -	\$ -	\$ -	\$ -	\$ -	\$ -	\$ -

FY 2012
Budget
Summary

Department: Public Works

Organizational Unit: Public Works & Facilities

Classification	Expenditures 2007-08	Expenditures 2008-09	Expenditures 2009-10	Council Adopted Budgeted 2010-11	Departmental Request FY. 2011-12	Mayor Recommendation	Council Adopted Budget 2011-12
Personal Services	\$ 3,394,353.12	\$ 3,351,889.26	\$ 2,920,887.99	\$ 2,581,901	\$ 3,141,104	\$ 2,740,765	\$ 2,740,765
Laborers							
Other Expenses	\$ 757,220.07	\$ 804,518.02	\$ 754,752.65	\$ 619,660	\$ 731,919	\$ 698,919	\$ 698,919
Equipment Outlay	\$ 132,755.87	\$ 124,739.12	\$ 41,608.00	\$ -	\$ -	\$ -	\$ -
Fuel Expenses	\$993,039.62	\$921,476.54	\$ 945,988.82	\$ 867,800	\$ 1,059,450	\$ 1,059,450	\$ 1,059,450
Snow and Ice	\$ 1,570,612.92	\$ 1,445,128.55	\$ 721,448.43	\$ 167,700	\$ 215,000	\$ 215,000	\$ 215,000
Total	\$ 6,847,981.60	\$ 6,647,751.49	\$ 5,384,685.89	\$ 4,237,061	\$ 5,147,473	\$ 4,714,134	\$ 4,714,134

FY 2012
Budget
Summary

Department: Public Works

Organizational Unit: Public Works & Facilities

Positions			Classification Personal Services	Expenditures 2007-08	Expenditures 2008-09	Expenditures 2009-10	Council Adopted Budgeted 2010-11	Departmental Request FY. 2011-12	Mayor Recommendation	Council Adopted Budget 2011-12
10-11 Actual	Dept. Req.	Mayor Rec.								
0	0	0	Director of Public Works				\$ 1	\$ 1	\$ 1	\$ 1
1	1	1	Asst. Civil Engineer			\$ 61,700.86	\$ 60,119	\$ 65,611	\$ 65,611	\$ 65,611
0	0	0	Carpenter	\$ 66,133.44	\$ 67,019.95		\$ 1	\$ 1	\$ 1	\$ 1
1	1	1	Chief Engineer			\$ 93,516.33	\$ 81,534	\$ 88,981	\$ 88,981	\$ 88,981
1	1	1	Construction Inspectors	\$ 90,871.29	\$ 90,853.83	\$ 52,351.33	\$ 51,684	\$ 56,510	\$ 56,510	\$ 56,510
0	0	0	Draftsman	\$ 55,480.98	\$ 57,183.32		\$ 1	\$ 1	\$ 1	\$ 1
2	2	2	Electrician			\$ 100,543.69	\$ 102,156	\$ 109,695	\$ 109,695	\$ 109,695
0	0	0	Electrician Helper/Laborer	\$ 107,600.69	\$ 87,850.71		\$ 1	\$ 1	\$ 1	\$ 1
1	1	1	Executive Secretary to Director of P.W.	\$ 36,669.49	\$ 14,096.03	\$ 44,836.75	\$ 28,990	\$ 45,293	\$ 56,593	\$ 56,593
1	0	0	Motor Equip Rprmn/Foreman	\$ 44,985.11	\$ 45,458.75					
3	2	2	Grounds Keeper	\$ 78,279.24	\$ 80,309.32	\$ 67,467.13	\$ 72,534	\$ 79,149	\$ 79,149	\$ 79,149
2	2	2	Head Clerk	\$ 104,313.41	\$ 94,118.28	\$ 87,358.62	\$ 70,717	\$ 90,586	\$ 90,586	\$ 90,586
2	2	2	Highway & Sewer Sys Foreman	\$ 89,970.23	\$ 90,899.61	\$ 115,927.78	\$ 114,986	\$ 122,846	\$ 122,846	\$ 122,846
1	1	1	Irrigation Craftsman	\$ 111,676.54	\$ 115,727.77	\$ 42,388.48	\$ 42,226	\$ 45,774	\$ 45,774	\$ 45,774
3	3	3	Junior Custodians	\$ 38,736.41	\$ 41,375.85	\$ 117,800.79	\$ 112,066	\$ 123,787	\$ -	\$ -
8	8	6	Laborers	\$ 107,146.42	\$ 121,629.37	\$ 239,004.36	\$ 217,062	\$ 237,456	\$ 237,456	\$ 237,456
			Longevity	\$ 302,565.55	\$ 274,842.51	\$ 12,576.74	\$ 41,905	\$ 44,596	\$ 37,289	\$ 37,289
0	0	0	Maintenance Craftsman-Fence	\$ 66,011.92	\$ 101,277.87					
0	0	0	Maintenance Craftsman-/Heat System							
2	2	2	Mason/Laborers			\$ 41,205.03	\$ 81,098	\$ 86,728	\$ 86,728	\$ 86,728
12	10	8	MEO Grade I (Truck Drivers)	\$ 78,744.48	\$ 50,326.08	\$ 425,313.60	\$ 335,514	\$ 440,550	\$ 374,502	\$ 374,502
0	0	0	Motor Equip Operator Grade III	\$ 424,113.01	\$ 482,946.72					
3	3	3	Motor Equipment Repairmen	\$ 205,090.94	\$ 179,124.02	\$ 145,688.12	\$ 120,932	\$ 156,243	\$ 156,243	\$ 156,243
			Night Differential	\$ 142,391.56	\$ 146,246.35	\$ 6,060.18	\$ 6,300	\$ 7,000	\$ 7,000	\$ 7,000
			Out of Classification	\$ 6,453.62	\$ 6,649.20	\$ 5,230.35	\$ 3,250	\$ 4,000	\$ 4,000	\$ 4,000
			Overtime	\$ 3,241.56	\$ 5,782.36	\$ 322,486.42	\$ 125,000	\$ 300,000	\$ 225,000	\$ 225,000
1.5	1.5	1.5	Principal Account Clerk	\$ 309,265.34	\$ 307,623.19	\$ 46,685.30	\$ 40,872	\$ 44,689	\$ 44,689	\$ 44,689
			Seasonal	\$ 53,683.58	\$ 54,393.91					
1	1	1	Senior Custodian	\$ 37,625.30		\$ 44,855.37	\$ 40,470	\$ 44,249	\$ -	\$ -
1	1	1	Senior Engineering Aides	\$ 43,947.80	\$ 44,412.08	\$ 41,141.99	\$ 41,168	\$ 45,012	\$ 45,012	\$ 45,012
			Snow & Ice (Supt.)	\$ 44,705.40	\$ 45,150.22	\$ 4,500.00	\$ 4,500	\$ 4,500	\$ 4,500	\$ 4,500
1	1	1	Spec. Equip Operator Gr III (Unrestricted)	\$ 12,000.00	\$ 13,500.00	\$ 43,472.69	\$ 43,306	\$ 46,883	\$ 46,883	\$ 46,883
4	4	4	Special Motor. Equip Operator Gr. III	\$ 42,211.16	\$ 43,472.68	\$ 169,669.83	\$ 168,692	\$ 182,888	\$ 182,888	\$ 182,888

FY 2012
Budget
Summary

Department: Public Works

Organizational Unit: Public Works & Facilities

Positions			Classification Personal Services	Expenditures 2007-08	Expenditures 2008-09	Expenditures 2009-10	Council Adopted Budgeted 2010-11	Departmental Request FY. 2011-12	Mayor Recommendation	Council Adopted Budget 2011-12
10-11 Actual	Dept. Req.	Mayor Rec.								
1	0	0	Superintendent of Environmental Mgt.	\$ 78,279.24	\$ 80,618.20					
1	1	1	Superintendent of Highway	\$ 78,279.24	\$ 80,618.20	\$ 80,618.21	\$ 80,309	\$ 80,309	\$ 80,309	\$ 80,309
			Temporary Laborers				\$ 2,000	\$ 2,000	\$ 2,000	\$ 2,000
			Temporary/Part Time							
1	1	1	Time & Const. Clerk	\$ 47,354.02	\$ 48,562.71	\$ 48,762.70	\$ 48,377	\$ 52,081	\$ 52,081	\$ 52,081
2	1	1	Tree Climber	\$ 61,012.22	\$ 47,000.40	\$ 42,335.77	\$ 42,174	\$ 88,318	\$ 45,720	\$ 45,720
1	1	1	Tree Surgeon				\$ 1			
1	1	1	Tree Warden	\$ 1,200.00	\$ 1,200.00	\$ 1,200.00	\$ 1,200	\$ 1,200	\$ 1,200	\$ 1,200
6	6	6	Working Foreman	\$ 349,639.81	\$ 355,313.20	\$ 362,983.01	\$ 347,751	\$ 387,352	\$ 334,701	\$ 334,701
1	1	1	Working Frmn/Fire Apparatus Repairman	\$ 51,674.12	\$ 52,906.57	\$ 53,206.56	\$ 52,604	\$ 56,414	\$ 56,414	\$ 56,414
			Cleaning Allowance	\$ 23,000.00	\$ 23,400.00					
			Courier Stipend				\$ 400	\$ 400	\$ 400	\$ 400
			Total	\$ 3,394,353.12	\$ 3,351,889.26	\$ 2,920,887.99	\$ 2,581,901	\$ 3,141,104	\$ 2,740,765	\$ 2,740,765

FY 2012
Budget
Summary

Department: Public Works

Organizational Unit: Public Works & Facilities

Classification Other Expenses	Expenditures 2007-08	Expenditures 2008-09	Expenditures 2009-10	Council Adopted Budgeted 2010-11	Departmental Request FY. 2011-12	Mayor Recommendation	Council Adopted Budget 2011-12
Bituminous Concrete	\$ 61,584.13	\$ 46,802.65	\$ 58,439.56				
Bituminous Concrete-Hot Patch				\$ 31,200	\$ 50,000	\$ 50,000	\$ 50,000
Cement Containers/Foundations							
Building Maintenance	\$ 13,646.75	\$ 97,580.36	\$ 43,824.32	\$ 33,540	\$ 40,000	\$ 40,000	\$ 40,000
Cold Patch	\$ 4,206.13	\$ 11,124.44	\$ 1,120.23	\$ 4,680	\$ 4,680	\$ 4,680	\$ 4,680
Document Recording				\$ 234	\$ 225	\$ 225	\$ 225
Drafting Supplies	\$ 679.72		\$ 649.88	\$ 1,248	\$ 1,200	\$ 1,200	\$ 1,200
Drainage Gates							
Dues and Subscriptions	\$ 225.00	\$ 50.00	\$ 210.00	\$ 156	\$ 150	\$ 150	\$ 150
Elevator Inspection & Repairs	\$ 9,608.00	\$ 12,283.40	\$ 7,226.00	\$ 9,360	\$ 9,360	\$ 9,360	\$ 9,360
Equipment Hire	\$ 10,653.00	\$ 15,747.00	\$ 14,670.00	\$ 12,090	\$ 15,000	\$ 15,000	\$ 15,000
Equipment Parts	\$ 180,459.93	\$ 217,863.64	\$ 211,949.04	\$ 163,020	\$ 210,000	\$ 185,000	\$ 185,000
Equipment Rental	\$ 3,191.90	\$ 2,650.00		\$ 2,574	\$ 2,500	\$ 2,500	\$ 2,500
Equipment Repair	\$ 3,531.99	\$ 1,178.13	\$ 3,539.01	\$ 3,120	\$ 3,100	\$ 3,100	\$ 3,100
Equipment Testing	\$ 1,000.00	\$ 777.27	\$ 707.05	\$ 1,170	\$ 1,170	\$ 1,170	\$ 1,170
Fertilizer/ Seed - Cemetery							
Fertilizer/Seed - Parks	\$ 13,052.68	\$ 17,702.68	\$ 17,874.00	\$ 14,040	\$ 16,000	\$ 16,000	\$ 16,000
Food for Temporary Workers							
Hardware & Supplies	\$ 22,029.20	\$ 18,373.79	\$ 22,455.28	\$ 17,550	\$ 20,000	\$ 20,000	\$ 20,000
Hazardous Waste Collection					\$ 10,000	\$ 10,000	\$ 10,000
Hoisting License	\$ 1,040.00	\$ 1,020.00	\$ 1,008.00	\$ 1,500	\$ 1,500	\$ 1,500	\$ 1,500
Irrigation Repair	\$ 282.82	\$ 130.00					
Landfill Closure	\$ 40,667.67	\$ 39,809.39	\$ 39,930.88	\$ 40,000	\$ 40,000	\$ 40,000	\$ 40,000
Maint. -Nicholson /Forest Lake/Riverwalk	\$ 37,015.60	\$ 32,254.55	\$ 41,044.92	\$ 33,540	\$ 35,000	\$ 35,000	\$ 35,000
Materials & Supplies	\$ 25,533.70	\$ 44,491.31	\$ 34,769.89	\$ 39,000	\$ 40,000	\$ 40,000	\$ 40,000
Misc. Small Equipment/Tools	\$ 7,757.95	\$ 3,149.77	\$ 4,771.57	\$ 3,900	\$ 4,000	\$ 4,000	\$ 4,000

FY 2012
Budget
Summary

Department: Public Works

Organizational Unit: Public Works & Facilities

Classification Other Expenses	Expenditures 2007-08	Expenditures 2008-09	Expenditures 2009-10	Council Adopted Budgeted 2010-11	Departmental Request FY. 2011-12	Mayor Recommendation	Council Adopted Budget 2011-12
Miscellaneous Contract Costs	\$ 1,405.09		\$ 4,230.00	\$ 5,000	\$ 5,000	\$ 5,000	\$ 5,000
Nextel	\$ 1,170.42						
Office Supplies	\$ 2,589.72	\$ 1,431.48	\$ 885.81	\$ 2,340	\$ 2,300	\$ 2,300	\$ 2,300
Pipe - Sewer & Drain	\$ 5,670.09	\$ 10,000.00	\$ 10,503.74	\$ 7,800	\$ 7,800	\$ 7,800	\$ 7,800
Preventative Maintenance Contract.		\$ 193.50	\$ 914.00	\$ 2,500	\$ 2,500	\$ 2,500	\$ 2,500
Printing & Advertising	\$ 2,785.46	\$ 3,207.75	\$ 3,108.52		\$ 2,000	\$ 2,000	\$ 2,000
Professional Services	\$ 121,047.15	\$ 165,772.86	\$ 167,024.93	\$ 139,600	\$ 140,000	\$ 140,000	\$ 140,000
Repairs & Parts	\$ 28,920.02			\$ -			
Road Signs	\$ 7,786.59	\$ 9,800.26	\$ 6,967.23	\$ 7,800	\$ 7,800	\$ 7,800	\$ 7,800
Sand, Stone & Gravel	\$ 11,687.37	\$ 2,225.01	\$ 3,143.41	\$ 3,900	\$ 3,900	\$ 3,900	\$ 3,900
School Zone Signals	\$ 3,313.64	\$ 8,687.82	\$ 5,455.79	\$ 5,460	\$ 6,000	\$ 6,000	\$ 6,000
Septic Tank Clean		\$ 360.00		\$ 500	\$ 500	\$ 500	\$ 500
Sprays (all kinds)	\$ 2,899.95						
Survey Supplies				\$ 234	\$ 234	\$ 234	\$ 234
Telephone - Alarm	\$ 305.32	\$ 730.80	\$ 730.80	\$ 624	\$ 4,000	\$ 1,000	\$ 1,000
Tool Allowance	\$ 825.00		\$ 1,000.94	\$ 780	\$ 1,000	\$ 1,000	\$ 1,000
Traffic Maintenance	\$ 61,577.93	\$ 39,120.16	\$ 46,597.85	\$ 31,200	\$ 45,000	\$ 40,000	\$ 40,000
Transfer of Service - Police	\$ 19,180.00						
Tree Planting							
Water/Sewer Bills							
DPW Garage Renovations	\$ 49,890.15						
Total	\$ 757,220.07	\$ 804,518.02	\$ 754,752.65	\$ 619,660	\$ 731,919	\$ 698,919	\$ 698,919

FY 2012
Budget
Summary

Department: Public Works

Organizational Unit: Public Works & Facilities

Classification Equipment Outlay	Expenditures 2007-08	Expenditures 2008-09	Expenditures 2009-10	Council Adopted Budgeted 2010-11	Departmental Request FY. 2011-12	Mayor Recommendation	Council Adopted Budget 2011-12
Misc. Mowers, Saws, etc.							
Small Tools. Etc.							
10' Plows (6)			\$ 32,788.00				
Lease Purchase	\$ 132,755.87	\$ 124,739.12	\$ 8,820.00				
Total	\$ 132,755.87	\$ 124,739.12	\$ 41,608.00	\$ -	\$ -	\$ -	\$ -

FY 2012
Budget
Summary

Department: Public Works

Organizational Unit: Public Works & Facilities

Classification Fuel Expenses	Expenditures 2007-08	Expenditures 2008-09	Expenditures 2009-10	Council Adopted Budgeted 2010-11	Departmental Request FY. 2011-12	Mayor Recommendation	Council Adopted Budget 2011-12
Electricity	\$ 210,399.66	\$ 197,514.94	\$ 170,432.57	\$ 157,850	\$ 180,000	\$ 180,000	\$ 180,000
Fuel (Gas & Oil)	\$ 241,333.00	\$ 178,986.07	\$ 166,787.61	\$ 175,500	\$ 175,000	\$ 175,000	\$ 175,000
Fuel Heat	\$ 103,443.01	\$ 88,860.36	\$ 93,131.03	\$ 110,000	\$ 130,000	\$ 130,000	\$ 130,000
Street Lighting	\$ 413,288.68	\$ 426,552.10	\$ 488,541.01	\$ 340,000	\$ 465,000	\$ 465,000	\$ 465,000
Grease & Solvents	\$ 24,575.27	\$ 29,563.07	\$ 27,096.60	\$ 27,300	\$ 27,300	\$ 27,300	\$ 27,300
Electricity (Field Use)				\$ 27,150	\$ 27,150	\$ 27,150	\$ 27,150
Water & Sewer				\$ 24,400	\$ 45,100	\$ 45,100	\$ 45,100
Water & Sewer (Field Use)				\$ 5,600	\$ 9,900	\$ 9,900	\$ 9,900
Total	\$993,039.62	\$921,476.54	\$945,988.82	\$867,800	\$1,059,450	\$ 1,059,450	\$ 1,059,450

FY 2012
Budget
Summary

Department: Public Works

Organizational Unit: Public Works & Facilities

Classification Snow and Ice Removal	Expenditures 2007-08	Expenditures 2008-09	Expenditures 2009-10	Council Adopted Budgeted 2010-11	Departmental Request FY. 2011-12	Mayor Recommendation	Council Adopted Budget 2011-12
Overtime Snow & Ice	\$ 377,837.11	\$ 386,273.28	\$ 265,443.58	\$ 58,500	\$ 75,000	\$ 75,000	\$ 75,000
Equipment Hire - Snow	\$ 573,657.25	\$ 572,176.77	\$ 219,379.50	\$ 31,200	\$ 40,000	\$ 40,000	\$ 40,000
Sand & Salt - Snow & Ice	\$ 619,118.56	\$ 486,678.50	\$ 236,625.35	\$ 78,000	\$ 100,000	\$ 100,000	\$ 100,000
Total	\$ 1,570,612.92	\$ 1,445,128.55	\$ 721,448.43	\$ 167,700	\$ 215,000	\$ 215,000	\$ 215,000

FY 2012
Budget
Summary

Department: Police Services

Organizational Unit: Public Safety

Classification	Expenditures 2007-08	Expenditures 2008-09	Expenditures 2009-10	Council Adopted Budgeted 2010-11	Departmental Request FY. 2011-12	Mayor Recommendation	Council Adopted Budget 2011-12
Personal Services	\$ 7,960,259.00	\$ 7,854,236.22	\$ 7,447,643.45	\$ 7,622,234	\$ 8,276,438	\$ 8,157,755	\$ 8,147,755
Laborers							
Other Expenses	\$ 635,761.43	\$ 543,060.64	\$ 406,566.13	\$ 456,400	\$ 670,556	\$ 696,256	\$ 696,256
Equipment Outlay	\$ 6,866.89	\$ 1,777.75	\$ 66,076.21	\$ 69,642	\$ 90,825	\$ 90,825	\$ 90,825
Total	\$ 8,602,887.32	\$ 8,399,074.61	\$ 7,920,285.79	\$ 8,148,276	\$ 9,037,819	\$ 8,944,836	\$ 8,934,836

FY 2012
Budget
Summary

Department: Police Services

Organizational Unit: Public Safety

Position			Classification Personal Services	Expenditures 2007-08	Expenditures 2008-09	Expenditures 2009-10	Council Adopted Budgeted 2010-11	Departmental Request FY. 2011-12	Mayor Recommendation	Council Adopted Budget 2011-12
10-11 Actual	Dept. Req.	Mayor Rec.								
1	1	1	Chief of Police	\$ 188,839.12	\$ 104,168.74	\$ 95,960.55	\$ 98,657	\$ 119,427	\$ 119,427	\$ 119,427
1	0	0	Deputy Chief	\$ 86,370.04						
4	4	4	Captains	\$ 363,010.99	\$ 369,770.55	\$ 314,147.08	\$ 338,413	\$ 368,919	\$ 368,919	\$ 368,919
7	7	7	Lieutenants	\$ 550,229.52	\$ 576,856.45	\$ 543,030.95	\$ 542,233	\$ 557,237	\$ 557,237	\$ 557,237
12	12	12	Sergeants	\$ 804,900.15	\$ 833,119.98	\$ 807,855.12	\$ 802,462	\$ 824,666	\$ 824,666	\$ 824,666
64	64	64	Patrolmen	\$ 2,967,471.19	\$ 3,058,955.26	\$ 3,189,338.63	\$ 3,194,376	\$ 3,292,308	\$ 3,292,308	\$ 3,292,308
8	8	8	Dispatchers	\$ 323,954.58	\$ 305,886.81	\$ 261,240.31	\$ 273,079	\$ 337,956	\$ 304,888	\$ 304,888
1	1	1	Principal Clerk	\$ 36,138.79	\$ 36,915.97	\$ 34,838.36	\$ 33,659	\$ 36,801	\$ 36,801	\$ 36,801
0	0	0	Senior Clerk							
0	0	0	Administrative Aide	\$ 27,855.19						
1	1	1	Keeper of Lock Up	\$ 1,003.81	\$ 1,003.80	\$ 1,003.81	\$ 1,000	\$ 1,000	\$ 1,000	\$ 1,000
1	1	1	Head Dispatcher	\$ 44,807.20	\$ 45,296.03	\$ 45,296.02	\$ 45,122	\$ 45,122	\$ 45,122	\$ 45,122
0	0	0	Parking Control Officer	\$ 37,153.30	\$ 37,560.51	\$ 37,560.51	\$ 1	\$ 39,342	\$ -	\$ -
2	2	2	Head Clerk	\$ 92,937.67	\$ 96,388.45	\$ 90,747.82	\$ 89,357	\$ 99,345	\$ 99,345	\$ 99,345
1	1	1	Confidential Secretary	\$ 44,290.73	\$ 44,743.37	\$ 42,806.29	\$ 40,797	\$ 44,606	\$ 44,606	\$ 44,606
1	0.4	0.4	Safe Haven Coordinator	\$ 30,757.04	\$ 13,992.06	\$ 8,814.07	\$ 15,216	\$ 16,637	\$ 16,637	\$ 16,637
			Night Differential	\$ 304,003.75	\$ 385,263.37	\$ 375,824.21	\$ 392,026	\$ 395,381	\$ 395,381	\$ 395,381
			Cell Monitor	\$ 29,276.68	\$ 27,126.83	\$ 18,590.68	\$ 15,000	\$ 25,000	\$ 25,000	\$ 25,000
			College Incentive	\$ 938,837.26	\$ 917,569.63	\$ 875,497.72	\$ 819,701	\$ 919,005	\$ 919,005	\$ 919,005
			Holidays	\$ 305,838.61	\$ 307,106.11	\$ 272,171.52	\$ 258,843	\$ 258,128	\$ 258,128	\$ 258,128
			Weed and Seed Special Events					\$ 17,858	\$ 17,858	\$ 17,858
			Special Detail	\$ 210,350.16	\$ 165,417.07	\$ 101,103.48	\$ 108,946	\$ 191,837	\$ 180,000	\$ 180,000
			Court Appearances	\$ 120,962.57	\$ 122,613.58	\$ 48,215.53	\$ 110,000	\$ 110,000	\$ 110,000	\$ 100,000
			Longevity	\$ 153,513.39	\$ 162,226.30	\$ 178,982.88	\$ 185,119	\$ 208,180	\$ 208,180	\$ 208,180
			In-Service Training	\$ 84,651.82	\$ 69,911.86	\$ 19,770.43	\$ 98,829	\$ 115,827	\$ 100,000	\$ 100,000
			Cash Bonus- Sick Leave	\$ 12,732.34	\$ 13,300.00	\$ 14,200.00	\$ 15,300	\$ 35,143	\$ 35,143	\$ 35,143
			Election & Polls	\$ 30,071.03	\$ 14,304.76	\$ 22,290.08	\$ 14,792	\$ 14,880	\$ 22,320	\$ 22,320
			RRT/SWAT	\$ 44,217.60	\$ 30,382.71	\$ 14,051.67	\$ 16,000	\$ 36,449	\$ 30,000	\$ 30,000
			Special Events	\$ 16,121.24	\$ 22,486.86	\$ 5,674.38	\$ 20,006	\$ 22,773	\$ 22,773	\$ 22,773
			Supervisory Coverage	\$ 47,154.92	\$ 44,442.50	\$ 16,209.42	\$ 20,000	\$ 45,000	\$ 45,000	\$ 45,000
			Dispatcher Coverage	\$ 19,039.69	\$ 15,426.66	\$ 8,421.93	\$ 25,000	\$ 25,000	\$ 25,000	\$ 25,000
			School Officers Overtime					\$ 18,110	\$ 18,110	\$ 18,110
			Cleaning Allowances	\$ 32,925.00	\$ 18,900.00		\$ 33,300	\$ 40,200	\$ 21,100	\$ 21,100
			Det. Clothing Allowance	\$ 5,841.62	\$ 8,100.00		\$ 10,500	\$ 9,900	\$ 9,300	\$ 9,300
			Dispatchers/Parking Cntrl. Off.	\$ 5,000.00	\$ 5,000.00	\$ 4,000.00	\$ 4,500	\$ 4,400	\$ 4,500	\$ 4,500
			Total	\$ 7,960,259.00	\$ 7,854,236.22	\$ 7,447,643.45	\$7,622,234	\$8,276,438	\$8,157,755	\$ 8,147,755

FY 2012
Budget
Summary

Department: Police Services

Organizational Unit: Public Safety

Classification Other Expenses	Expenditures 2007-08	Expenditures 2008-09	Expenditures 2009-10	Council Adopted Budgeted 2010-11	Departmental Request FY. 2011-12	Mayor Recommendation	Council Adopted Budget 2011-12
Bullet Resistant Vests	\$ 8,965.00	\$ 18,777.25	\$ 10,000.00	\$ -	\$ 12,000	\$ 12,000	\$ 12,000
Explorer Post	\$ 1,191.85	\$ 1,200.00		\$ -	\$ 1,200	\$ 1,200	\$ 1,200
Firearm Supplies	\$ 43,087.66	\$ 30,840.86	\$ 8,588.10	\$ 28,400	\$ 75,040	\$ 75,040	\$ 75,040
Food for Prisoners	\$ 1,018.05	\$ 1,115.80	\$ 758.47	\$ 1,600	\$ 1,600	\$ 1,600	\$ 1,600
Fuel (Gas and Oil)	\$ 170,790.26	\$ 121,325.94	\$ 120,089.34	\$ 115,000	\$ 115,000	\$ 140,700	\$ 140,700
Honor Guard Equipment	\$ 442.11	\$ 321.90			\$ 2,000	\$ 2,000	\$ 2,000
Identification Cards	\$ 1,184.27	\$ 2,167.28	\$ 1,667.28	\$ 2,800	\$ 5,479	\$ 5,479	\$ 5,479
In State Travel/Meals	\$ 10,080.39	\$ 7,732.80	\$ 4,169.95	\$ 6,000	\$ 16,750	\$ 16,750	\$ 16,750
Intoxilizer Program					\$ 500	\$ 500	\$ 500
K-9 Supplies and Care	\$ 4,636.83	\$ 5,076.92		\$ 2,000	\$ 6,045	\$ 6,045	\$ 6,045
Law Library	\$ 3,130.98	\$ 1,860.56	\$ 2,061.00	\$ 1,000	\$ 5,064	\$ 5,064	\$ 5,064
License to Carry Firearms	\$ 9,076.32						
Medical Supplies	\$ 5,122.30	\$ 1,987.05	\$ 1,945.73	\$ 3,000	\$ 5,550	\$ 5,550	\$ 5,550
Memberships		\$ 12,152.32	\$ 8,186.32	\$ 11,000	\$ 10,986	\$ 10,986	\$ 10,986
New Personnel Uniforms	\$ 4,985.40	\$ 2,592.90	\$ 2,000.00	\$ 1,000	\$ 27,760	\$ 27,760	\$ 27,760
Photocopy	\$ 1,635.26	\$ 1,042.10	\$ 151.00	\$ 1,000	\$ 3,028	\$ 3,028	\$ 3,028
Police Uniform Replacement	\$ 67,825.09	\$ 62,848.58	\$ 4,647.50	\$ 43,100	\$ 75,600	\$ 75,600	\$ 75,600
Printing	\$ 9,397.30	\$ 4,289.95	\$ 8,421.14	\$ 8,000	\$ 10,680	\$ 10,680	\$ 10,680
Professional Services	\$ 20,161.25	\$ 21,589.80	\$ 15,952.15	\$ 19,000	\$ 16,420	\$ 16,420	\$ 16,420
Radio/Radar	\$ 10,582.92	\$ 14,523.63	\$ 3,509.12	\$ 4,000	\$ 15,075	\$ 15,075	\$ 15,075
Supplies	\$ 39,778.15	\$ 14,011.79	\$ 5,912.60	\$ 10,000	\$ 20,712	\$ 20,712	\$ 20,712
Telecommunications	\$ 68,077.48	\$ 71,488.92	\$ 71,481.31	\$ 71,500	\$ 75,667	\$ 75,667	\$ 75,667
Transfer of Service (DPW)	\$ 51,475.20	\$ 54,425.67	\$ 63,146.00	\$ 48,000	\$ 48,000	\$ 48,000	\$ 48,000
Tuition -Police Schools	\$ 26,427.00	\$ 11,705.00	\$ 13,380.00	\$ 10,000	\$ 50,400	\$ 50,400	\$ 50,400
Vehicle Maintenance	\$ 76,690.36	\$ 79,983.62	\$ 60,499.12	\$ 70,000	\$ 70,000	\$ 70,000	\$ 70,000
Total	\$ 635,761.43	\$ 543,060.64	\$ 406,566.13	\$ 456,400	\$ 670,556	\$ 696,256	\$ 696,256

FY 2012
Budget
Summary

Department: Police Services

Organizational Unit: Public Safety

Classification Equipment Outlay	Expenditures 2007-08	Expenditures 2008-09	Expenditures 2009-10	Council Adopted Budgeted 2010-11	Departmental Request FY. 2011-12	Mayor Recommendation	Council Adopted Budget 2011-12
Equipment Replacement	\$ 3,491.39	\$ 1,489.75	\$ 492.30	\$ 2,000	\$ 8,650	\$ 8,650	\$ 8,650
Cruiser Equipment	\$ 2,157.50	\$ 288.00	\$ 2,255.06	\$ 4,900	\$ 11,820	\$ 11,820	\$ 11,820
Cruisers							
Semi-Automatic Defibrillators					\$ 7,613	\$ 7,613	\$ 7,613
Lease	\$ 1,218.00		\$ 63,328.85	\$ 62,742	\$ 62,742	\$ 62,742	\$ 62,742
Total	\$ 6,866.89	\$ 1,777.75	\$ 66,076.21	\$ 69,642	\$ 90,825	\$ 90,825	\$ 90,825

FY 2012
Budget
Summary

Department: Fire Prevention

Organizational Unit: Public Safety

Classification	Expenditures 2007-08	Expenditures 2008-09	Expenditures 2009-10	Council Adopted Budgeted 2010-11	Departmental Request FY. 2011-12	Mayor Recommendation	Council Adopted Budget 2011-12
Personal Services	\$ 7,413,043.71	\$ 7,475,989.11	\$ 6,901,390.23	\$ 6,639,742	\$ 7,888,867	\$ 7,334,135	\$ 7,334,135
Laborers							
Other Expenses	\$ 305,405.89	\$ 293,542.32	\$ 293,674.24	\$ 312,935	\$ 544,185	\$ 433,085	\$ 433,085
Equipment Outlay	\$ 109,595.81	\$ 109,617.70	\$ 109,617.70	\$ 42,579	\$ 437,000	\$ -	\$ -
Total	\$ 7,828,045.41	\$ 7,879,149.13	\$ 7,304,682.17	\$ 6,995,256	\$ 8,870,052	\$ 7,767,220	\$ 7,767,220

FY 2012
Budget
Summary

Department: Fire Prevention

Organizational Unit: Public Safety

Positions			Classification Personal Services	Expenditures 2007-08	Expenditures 2008-09	Expenditures 2009-10	Council Adopted Budgeted 2010-11	Departmental Request FY. 2011-12	Mayor Recommendation	Council Adopted Budget 2011-12
10-11 Actual	Dept. Req.	Mayor Rec.								
0	0	0	Head Clerk							
1	1	1	Chief of Fire	\$ 112,355.21	\$ 113,471.99	\$ 102,268.17	\$ 113,123	\$ 113,123	\$ 113,123	\$ 113,123
1	1	0	Assistant Chief	\$ 83,640.06	\$ 68,585.54		\$ 1	\$ 81,426	\$ -	\$ -
2	2	2	Captains	\$ 125,622.10	\$ 127,378.61	\$ 123,846.58	\$ 123,372	\$ 123,372	\$ 123,372	\$ 123,372
4	4	4	Deputies	\$ 279,251.26	\$ 271,941.16	\$ 233,838.08	\$ 271,419	\$ 271,419	\$ 271,419	\$ 271,419
16	16	16	Lieutenants	\$ 897,067.45	\$ 894,472.72	\$ 840,724.78	\$ 835,426	\$ 903,919	\$ 903,919	\$ 903,919
63	72	68	Firefighters	\$ 3,503,044.42	\$ 3,521,281.46	\$ 3,272,738.50	\$ 2,901,806	\$ 3,541,262	\$ 3,295,341	\$ 3,295,341
93	93	84	Emergency Medical Tech	\$ 308,754.74	\$ 304,754.05	\$ 274,823.95	\$ 302,142	\$ 320,951	\$ 302,678	\$ 302,678
1	1	1	Administrative Aide/Chief	\$ 48,644.41	\$ 50,895.91	\$ 30,544.59	\$ 50,981	\$ 59,801	\$ 50,890	\$ 50,890
1	1	1	Principal Clerk	\$ 17,529.74	\$ 11,625.46	\$ 16,323.65	\$ 36,802	\$ 36,802	\$ 36,802	\$ 36,802
			Overtime	\$ 808,044.89	\$ 699,771.52	\$ 779,744.62	\$ 800,000	\$ 1,000,000	\$ 800,000	\$ 800,000
			Accrued Vacation at Retirement	\$ 25,175.33	\$ 36,398.35	\$ 29,618.55	\$ 21,200	\$ 51,100	\$ 51,100	\$ 51,100
			Cash Bonus Unused Sick Leave-Ret.	\$ 34,496.10	\$ 108,605.44	\$ 65,320.59	\$ 48,225	\$ 117,140	\$ 117,140	\$ 117,140
			Night Differential	\$ 159,320.18	\$ 158,815.78	\$ 145,248.07	\$ 140,122	\$ 159,945	\$ 159,945	\$ 159,945
			College Incentive Pay	\$ 233,607.80	\$ 264,857.96	\$ 247,294.01	\$ 244,447	\$ 273,000	\$ 263,000	\$ 263,000
			Holidays	\$ 372,757.20	\$ 397,350.37	\$ 283,173.88	\$ 379,556	\$ 404,079	\$ 399,240	\$ 399,240
			Longevity	\$ 233,484.37	\$ 243,161.82	\$ 251,289.33	\$ 188,894	\$ 221,449	\$ 247,000	\$ 247,000
4	3	3	D-Fib Cert.	\$ 1,783.50	\$ 1,567.74	\$ 1,881.29	\$ 1,045		\$ -	\$ -
			Sick Leave Buy Back (Non Ret.)	\$ 3,366.58	\$ 2,699.73	\$ 2,230.33	\$ 7,500	\$ 7,500	\$ 7,500	\$ 7,500
			Out of Classification	\$ 345.99	\$ 8,004.94	\$ 20,197.35	\$ 3,000	\$ 10,000	\$ 10,000	\$ 10,000
			Clothing Allowance	\$ 57,900.00	\$ 57,300.00	\$ 53,700.00	\$ 51,600	\$ 57,600	\$ 54,300	\$ 54,300
			Haz-Mat Stipends	\$ 105,602.38	\$ 133,048.56	\$ 125,358.91	\$ 118,056	\$ 133,729	\$ 126,116	\$ 126,116
			Station to Station	\$ 1,250.00		\$ 1,225.00	\$ 1,025	\$ 1,250	\$ 1,250	\$ 1,250
			Vacation Buy-Back							
			Unemployment Layoff							
			Total	\$ 7,413,043.71	\$ 7,475,989.11	\$ 6,901,390.23	\$ 6,639,742	\$ 7,888,867	\$ 7,334,135	\$ 7,334,135

FY 2012
Budget
Summary

Department: Fire Prevention

Organizational Unit: Public Safety

Classification Other Expenses	Expenditures 2007-08	Expenditures 2008-09	Expenditures 2009-10	Council Adopted	Departmental Request FY. 2011-12	Mayor Recommendation	Council Adopted Budget 2011-12
				Budgeted 2010-11			
Ambulance Supplies	\$ 9,319.00	\$ 4,336.26	\$ 4,012.20	\$ 4,500	\$ 10,000	\$ 10,000	\$ 10,000
Cleaning Supplies Etc.	\$ 3,324.34	\$ 3,231.20	\$ 3,199.72	\$ 3,500	\$ 3,500	\$ 3,500	\$ 3,500
Drugs & Medical Supplies	\$ 1,680.52	\$ 2,219.69	\$ 2,102.12	\$ 2,500	\$ 5,000	\$ 5,000	\$ 5,000
Electricity & Gas	\$ 48,007.13	\$ 49,992.23	\$ 45,175.60	\$ 50,000	\$ 50,000	\$ 50,000	\$ 50,000
Equipment & Maintenance- Ambulance	\$ 12,667.95	\$ 12,735.05	\$ 12,233.21	\$ 12,775	\$ 12,775	\$ 12,775	\$ 12,775
Fire Investigation	\$ 529.00	\$ 512.00	\$ 950.00	\$ 1,100	\$ 1,100	\$ 1,100	\$ 1,100
Fire Prevention Week	\$ 408.45		\$ 204.48	\$ 500	\$ 500	\$ 500	\$ 500
Fire Protection Clothing	\$ 6,773.39	\$ 7,436.93	\$ 9,481.79	\$ 8,750	\$ 15,000	\$ 15,000	\$ 15,000
Firefighting Equip. & Maintenance.	\$ 5,986.69	\$ 4,955.57	\$ 3,973.34	\$ 5,000	\$ 5,000	\$ 5,000	\$ 5,000
Fuel Oil & Heat	\$ 5,637.02	\$ 3,640.62	\$ 1,987.00	\$ 6,000	\$ 6,000	\$ 6,000	\$ 6,000
Hat Pieces, Badges & Helmets	\$ 761.00	\$ 712.00	\$ 797.00	\$ 800	\$ 3,000	\$ 1,900	\$ 1,900
Hose Replacement	\$ 4,297.03	\$ 2,172.70	\$ 4,008.00	\$ 5,000	\$ 10,000	\$ 10,000	\$ 10,000
Inspections	\$ 368.00	\$ 382.00	\$ 209.00	\$ 400	\$ 400	\$ 400	\$ 400
Ladder & Air Tank Testing	\$ 1,803.78	\$ 5,000.00	\$ 4,651.24	\$ 5,000	\$ 10,000	\$ 10,000	\$ 10,000
Major Fires-Mutual Aid	\$ 136.00			\$ 150	\$ 150	\$ 150	\$ 150
Office Equipment	\$ 1,367.83	\$ 559.43	\$ 1,447.12	\$ 1,500	\$ 1,500	\$ 1,500	\$ 1,500
Office Supplies	\$ 341.60	\$ 697.50	\$ 819.57	\$ 900	\$ 1,200	\$ 1,200	\$ 1,200
Photocopy Supplies			\$ 186.86	\$ 400	\$ 400	\$ 400	\$ 400
Professional Services	\$ 8,000.00	\$ 8,745.00	\$ 8,000.00	\$ 8,750	\$ 8,750	\$ 8,750	\$ 8,750
Station Repairs & Improvement	\$ 20,981.78	\$ 27,222.44	\$ 29,808.83	\$ 30,000	\$ 150,000	\$ 80,000	\$ 80,000
Station to Station Duty		\$ 1,250.00					
Telephone	\$ 38,295.55	\$ 38,338.35	\$ 37,837.51	\$ 38,500	\$ 38,500	\$ 38,500	\$ 38,500
Training Fees	\$ 11,266.40	\$ 11,643.95	\$ 11,224.96	\$ 12,910	\$ 12,910	\$ 12,910	\$ 12,910
Turn-out Gear Replacement	\$ 3,877.00	\$ 5,938.00	\$ 5,000.00	\$ 6,000	\$ 43,500	\$ 43,500	\$ 43,500
Trauma Intervention Program	\$ 5,000.00	\$ 5,000.00	\$ 6,000.00	\$ 5,000	\$ 5,000	\$ 5,000	\$ 5,000
Vehicle Maintenance	\$ 66,971.35	\$ 59,622.36	\$ 64,163.68	\$ 55,000	\$ 100,000	\$ 60,000	\$ 60,000
Fuel (Gas and Oil)	\$ 47,605.08	\$ 37,199.04	\$ 36,201.01	\$ 48,000	\$ 50,000	\$ 50,000	\$ 50,000
Total	\$ 305,405.89	\$ 293,542.32	\$ 293,674.24	\$ 312,935	\$ 544,185	\$ 433,085	\$ 433,085

FY 2012
Budget
Summary

Department: Fire Prevention

Organizational Unit: Public Safety

Classification Equipment Outlay	Expenditures 2007-08	Expenditures 2008-09	Expenditures 2009-10	Council Adopted Budgeted 2010-11	Departmental Request FY. 2011-12	Mayor Recommendation	Council Adopted Budget 2011-12
Pumper					\$ 187,000		
Ambulance (2)			59,081.00		\$ 180,000		
Rescue Truck	59,081.17	59,081.17	42,578.89	\$ 42,579			
Utility Truck	42,557.00	42,578.89	7,957.81		\$ 20,000		
Electronic Ambulance Reporting System Maintenance	7,957.64	7,957.64			\$ 4,000		
Chevrolet Tahoes (2)					\$ 46,000		
Total	\$ 109,595.81	\$ 109,617.70	\$ 109,617.70	\$ 42,579	\$ 437,000	\$ -	\$ -

FY 2012
Budget
Summary

Department: Emergency Management Organizational Unit: Public Safety

Classification	Expenditures 2007-08	Expenditures 2008-09	Expenditures 2009-10	Council Adopted	Departmental Request FY. 2011-12	Mayor Recommendation	Council Adopted Budget 2011-12
				Budgeted 2010-11			
Personal Services	\$ 5,000.04	\$ 5,000.04	\$ 2,500.04	\$ 4,750	\$ 5,000	\$ 5,000	\$ 5,000
Laborers							
Other Expenses	\$ -	\$ -	\$ 28,930.92	\$ -	\$ 1,100	\$ 1,100	\$ 1,100
Equipment Outlay							
Total	\$ 5,000.04	\$ 5,000.04	\$ 31,430.96	\$ 4,750	\$ 6,100	\$ 6,100	\$ 6,100

FY 2012
Budget
Summary

Department: Emergency Management

Organizational Unit: Public Safety

Positions			Classification Personal Services	Expenditures 2007-08	Expenditures 2008-09	Expenditures 2009-10	Council Adopted Budgeted 2010-11	Departmental Request FY. 2011-12	Mayor Recommendation	Council Adopted Budget 2011-12
10-11 Actual	Dept. Req.	Mayor Rec.								
1	1	1	Director of Emergency Management	\$ 5,000.04	\$ 5,000.04	\$ 2,500.04	\$ 4,750	\$ 5,000	\$ 5,000	\$ 5,000
			Total	\$ 5,000.04	\$ 5,000.04	\$ 2,500.04	\$ 4,750	\$ 5,000	\$ 5,000	\$ 5,000

FY 2012
Budget
Summary

Department: Emergency Management

Organizational Unit: Public Safety

Classification Other Expenses	Expenditures 2007-08	Expenditures 2008-09	Expenditures 2009-10	Council Adopted Budgeted 2010-11	Departmental Request	Mayor	Council Adopted
					FY. 2011-12	Recommendation	Budget 2011-12
Materials & Supplies	\$1,097.43	\$844.79	\$1,110.04		\$ 1,100	\$ 1,100	\$ 1,100
Ice Storm Expenses		\$238,880.57	\$27,820.88				
Flood Expense	\$72,189.13						
(8) Laptop - Personal Computers							
(3) Printers							
(8) IP Phones							
(6) Copper Phones							
(3) Televisions							
Moveable Cabinets							
Miscellaneous Equipment							
(Cables, Power strips... Etc)							
Vehicle							
Reverse 911 Computer System							
Total	\$ -	\$ -	\$28,930.92	\$0	\$ 1,100	\$ 1,100	\$ 1,100

FY 2012
Budget
Summary

Department: Enterprise Fund

Organizational Unit: Water and Sewer Enterprise Fund

Classification	Expenditures 2007-08	Expenditures 2008-09	Expenditures 2009-10	Council Adopted Budgeted 2010-11	Departmental Request	Mayor	Council Adopted
					FY 2011-12	Recommendation	Budget 2011-12
Personal Services	\$ 398,700.22	\$ 416,767.52	\$ 388,680.47	\$ 387,944	\$ 417,608	\$ 417,608	\$ 417,608
Laborers	\$ 1,744,937.11	\$ 1,782,394.36	\$ 1,674,629.00	\$ 1,676,634	\$ 1,886,498	\$ 1,840,723	\$ 1,785,723
Other Expenses	\$ 1,639,607.85	\$ 1,686,930.90	\$ 1,617,394.69	\$ 1,931,575	\$ 2,147,075	\$ 2,147,075	\$ 2,117,575
Equipment Outlay	\$ 90,539.00	\$ 80,540.00	\$ 59,101.74	\$ 43,300	\$ 119,800	\$ 119,800	\$ -
Capital Improvement Program	\$ 51,544.00	\$ 173,668.00	\$ 73,787.97	\$ -	\$ 125,000	\$ 125,000	\$ -
Bonds & Interest	\$ 678,171.06	\$ 1,948,643.31	\$ 1,890,216.17	\$ 1,868,479	\$ 1,905,529	\$ 1,905,529	\$ 1,905,529
Gr. Lawrence Sanitary District	\$ 2,492,545.67	\$ 2,656,664.96	\$ 2,790,833.38	\$ 3,164,542	\$ 3,280,185	\$ 3,280,185	\$ 3,280,185
Total	\$ 7,096,044.91	\$ 8,745,609.05	\$ 8,494,643.42	\$ 9,072,474	\$ 9,881,694	\$ 9,835,919	\$ 9,506,619

FY 2012
Budget
Summary

Department: Enterprise Fund

Organizational Unit: Water and Sewer Enterprise Fund

Positions			Classification Personal Services	Expenditures 2007-08	Expenditures 2008-09	Expenditures 2009-10	Council Adopted Budgeted 2010-11	Departmental Request FY 2011-12	Mayor Recommendation	Council Adopted Budget 2011-12
10-11 Actual	Dept. Req.	Mayor Rec.								
			Water:							
1	1	1	Superintendent	\$ 78,279.24	\$ 80,618.20	\$ 80,734.05	\$ 80,309	\$ 80,309	\$ 80,309	\$ 80,309
1	1	1	Water Registrar	\$ 42,237.33	\$ 42,677.20	\$ 39,033.68	\$ 38,891	\$ 42,542	\$ 42,542	\$ 42,542
1	1	1	Head Clerk	\$ 44,985.11	\$ 45,441.81	\$ 42,641.83	\$ 41,425	\$ 45,293	\$ 45,293	\$ 45,293
2	2	2	Principal Clerk	\$ 73,102.96	\$ 73,832.93	\$ 67,740.89	\$ 67,317	\$ 73,603	\$ 73,603	\$ 73,603
1	1	1	Supervisor WTP	\$ 78,679.24	\$ 80,918.20	\$ 80,818.21	\$ 80,309	\$ 80,309	\$ 80,309	\$ 80,309
1	1	1	Chemist	\$ 71,768.88	\$ 72,657.30	\$ 66,454.60	\$ 66,364	\$ 72,427	\$ 72,427	\$ 72,427
			Longevity	\$ 9,647.46	\$ 11,621.88	\$ 2,257.21	\$ 4,329	\$ 14,125	\$ 14,125	\$ 14,125
			Contract Stipend	\$ 8,000.00	\$ 9,000.00	\$ 9,000.00	\$ 9,000	\$ 9,000	\$ 9,000	\$ 9,000
			Total	\$ 398,700.22	\$ 416,767.52	\$ 388,680.47	\$ 387,944	\$ 417,608	\$ 417,608	\$ 417,608

FY 2012
Budget
Summary

Department: Enterprise Fund

Organizational Unit: Water and Sewer Enterprise Fund

Positions			Classification Laborers	Expenditures 2007-08	Expenditures 2008-09	Expenditures 2009-10	Council Adopted Budgeted 2010-11	Departmental Request FY 2011-12	Mayor Recommendation	Council Adopted Budget 2011-12
09-10 Actual	Dept. Req.	Mayor Rec.								
			Water:							
1	1	1	Foreman	\$ 56,039.49	\$ 57,713.88	\$ 57,713.89	\$ 57,493	\$ 61,423	\$ 61,423	\$ 61,423
1	1	1	Head Water Treatment Operator	\$ 67,918.03	\$ 71,027.42	\$ 73,723.56	\$ 67,367	\$ 71,544	\$ 71,544	\$ 71,544
			Holiday Pay/Shift Differential	\$ 30,945.63	\$ 31,104.66	\$ 30,073.60	\$ 31,518	\$ 32,000	\$ 32,000	\$ 32,000
0.50	0.50	0.50	Lab Technician P/T	\$ 29,581.64	\$ 30,834.54	\$ 30,834.54	\$ 30,716	\$ 30,716	\$ 30,716	\$ 30,716
1	1	1	Laborers	\$ 35,263.06	\$ 36,316.59	\$ 36,368.75	\$ 36,177	\$ 39,575	\$ 39,575	\$ 39,575
			Longevity	\$ 10,444.16	\$ 35,449.48					
4	4	4	Maintenance Craftsmen	\$ 200,594.32	\$ 224,930.14	\$ 246,181.23	\$ 168,907	\$ 180,807	\$ 180,807	\$ 180,807
2	2	2	Maintenance Men	\$ 64,707.09	\$ 39,350.97	\$ 43,293.08	\$ 78,400	\$ 85,346	\$ 85,346	\$ 85,346
2	2	2	MEO GR I/ Laborer	\$ 37,648.31	\$ 33,244.65	\$ 37,765.13	\$ 37,621	\$ 41,053	\$ 41,053	\$ 41,053
1	1	1	Motor Equip Repairman	\$ 47,154.02	\$ 48,562.71	\$ 48,562.70	\$ 48,377	\$ 52,079	\$ 52,079	\$ 52,079
0	0	0	Operations and Maintenance Technician				\$ 1	\$ 1	\$ 1	\$ 1
			Out of Classification				\$ 2,600	\$ 2,600	\$ 2,600	\$ 2,600
			Overtime	\$ 386,972.70	\$ 501,748.32	\$ 426,612.49	\$ 175,000	\$ 275,000	\$ 275,000	\$ 230,000
			Seasonal Laborers	\$ 17,862.75	\$ 6,647.00	\$ 4,938.50	\$ 20,000	\$ 20,000	\$ 20,000	\$ 20,000
1	1	1	Spec. Mtr Equip Operator Gr III Unrestricted	\$ 41,107.00	\$ 23,366.87	\$ 35,311.14	\$ 43,306	\$ 46,881	\$ 46,881	\$ 46,881
4	4	4	Water Mach. Maintenance Men	\$ 162,686.52	\$ 153,136.79	\$ 164,455.33	\$ 165,052	\$ 179,178	\$ 179,178	\$ 179,178
1	1	1	Water Machinery Repairman	\$ 51,479.92	\$ 52,864.32	\$ 52,958.30	\$ 52,604	\$ 56,412	\$ 56,412	\$ 56,412
1	1	1	Water Meter Installer/Reader	\$ 53,085.76	\$ 42,398.60	\$ 39,363.60	\$ 42,227	\$ 45,780	\$ 45,780	\$ 45,780
1	1	0	Water Meter Reader	\$ 41,358.69	\$ 42,588.49	\$ 42,488.48	\$ 42,226	\$ 45,775		
4	4	4	Water Treatment Operators	\$ 207,320.64	\$ 161,241.69	\$ 162,727.86	\$ 212,714	\$ 225,521	\$ 225,521	\$ 225,521
2	2	2	Working Foremen	\$ 103,521.58	\$ 106,002.81	\$ 83,142.93	\$ 105,208	\$ 112,823	\$ 112,823	\$ 112,823
			Sewer:							
1	1	1	Special Motor Equip. Operator Grade III	\$ 42,706.31	\$ 25,650.55		\$ 42,173	\$ 45,720	\$ 45,720	\$ 45,720
0	0	0	Sewer Sys Maintenance Man							
2	2	2	Sewer Sys Maintenance Craftsman				\$ 84,454	\$ 89,840	\$ 89,840	\$ 89,840
1	1	1	Highway Sewer System Foreman	\$ 56,539.49	\$ 58,213.88	\$ 58,113.89	\$ 57,493	\$ 61,423	\$ 61,423	\$ 61,423
			Overtime				\$ 75,000	\$ 85,000	\$ 85,000	\$ 75,000
			Longevity							
			Total	\$ 1,744,937.11	\$ 1,782,394.36	\$ 1,674,629.00	\$ 1,676,634	\$ 1,886,498	\$ 1,840,723	\$ 1,785,723

FY 2012
Budget
Summary

Department: Enterprise Fund

Organizational Unit: Water and Sewer Enterprise Fund

Classification Other Expenses	Expenditures 2007-08	Expenditures 2008-09	Expenditures 2009-10	Council Adopted Budgeted 2010-11	Departmental Request	Mayor	Council Adopted
					FY 2011-12	Recommendation	Budget 2011-12
Water:							
Building Repairs & Maintenance.	\$ 35,082.31	\$ 47,250.80	\$ 90,794.25	\$ 105,000	\$ 105,000	\$ 105,000	\$ 105,000
Chemicals	\$ 276,945.13	\$ 476,147.30	\$ 283,870.67	\$ 345,000	\$ 360,000	\$ 360,000	\$ 360,000
Clothing Allowance	\$ 12,450.00	\$ 12,100.00		\$ 16,800	\$ -	\$ -	\$ -
Cross Connection Program	\$ 22,200.00	\$ 23,010.00	\$ 22,920.00	\$ 25,000	\$ 25,000	\$ 25,000	\$ 25,000
Custodial Supplies	\$ 2,710.85	\$ 2,159.84	\$ 3,129.03	\$ 3,500	\$ 3,500	\$ 3,500	\$ 3,500
DEP Assessment Fee	\$ 15,180.84	\$ 13,966.55	\$ 15,819.35	\$ 18,000	\$ 18,000	\$ 18,000	\$ 18,000
Electricity	\$ 530,079.63	\$ 420,852.93	\$ 415,969.78	\$ 425,000	\$ 575,000	\$ 575,000	\$ 575,000
Equipment Hire	\$ 18,002.60			\$ 12,800	\$ 10,000	\$ 10,000	\$ 10,000
Equipment Repair & Maintenance.	\$ 45,971.15		\$ 43,169.63	\$ 15,500	\$ 15,500	\$ 15,500	\$ 15,500
Fittings & Pipe	\$ 72,694.99	\$ 64,907.77	\$ 77,055.79	\$ 80,000	\$ 80,000	\$ 80,000	\$ 80,000
Fuel Oil (Heat)	\$ 39,332.47	\$ 52,939.53	\$ 53,798.71	\$ 50,000	\$ 65,000	\$ 65,000	\$ 65,000
Grease & Solvents		\$ 367.73	\$ 549.32	\$ 800	\$ 800	\$ 800	\$ 800
Hardware & Supplies	\$ 65,553.19	\$ 68,807.85	\$ 83,684.27	\$ 80,000	\$ 80,000	\$ 80,000	\$ 80,000
Lab Service Contract	\$ 6,951.14	\$ 1,004.01		\$ 7,600	\$ 12,000	\$ 12,000	\$ 12,000
Laboratory Supplies	\$ 18,791.29	\$ 17,476.61	\$ 18,904.46	\$ 19,000	\$ 24,000	\$ 24,000	\$ 24,000
License & Membership	\$ 3,529.00	\$ 2,322.50	\$ 3,560.00	\$ 3,750	\$ 3,750	\$ 3,750	\$ 3,750
Mileage	\$ 4,867.18	\$ 771.60	\$ 132.48	\$ 1,500	\$ 4,500	\$ 4,500	\$ 4,500
Office Supplies	\$ 4,526.25	\$ 3,449.24	\$ 3,170.29	\$ 3,500	\$ 3,500	\$ 3,500	\$ 3,500
Preventative Maintenance Contract	\$ 8,639.15	\$ 929.40		\$ 10,000	\$ 10,000	\$ 10,000	\$ 10,000
Printing & Advertising	\$ 7,932.08	\$ 10,246.71	\$ 9,180.37	\$ 12,000	\$ 12,000	\$ 12,000	\$ 12,000
Professional Services	\$ 66,451.15	\$ 77,109.37	\$ 73,072.36	\$ 51,600	\$ 100,000	\$ 100,000	\$ 75,000
Repairs & Supplies	\$ 531.78	\$ 1,711.23	\$ 900.00	\$ 2,000	\$ 2,000	\$ 2,000	\$ 2,000
Safety Equip. & Supplies	\$ 4,447.14	\$ 7,458.62	\$ 7,500.00	\$ 7,500	\$ 7,500	\$ 7,500	\$ 7,500
Shipping	\$ 1,576.81	\$ 1,991.50	\$ 799.81	\$ 2,000	\$ 2,000	\$ 2,000	\$ 2,000
Sludge Disposal	\$ 5,705.00		\$ 14,700.00	\$ 15,000	\$ 15,000	\$ 15,000	\$ 15,000
Small Tools & Lumber	\$ 2,800.00	\$ 2,800.00	\$ 2,025.57	\$ 5,800	\$ 2,800	\$ 2,800	\$ 2,800
Telephone	\$ 29,470.44	\$ 23,910.85	\$ 11,585.92	\$ 15,000	\$ 15,000	\$ 15,000	\$ 15,000
Training Fees	\$ 4,742.50	\$ 2,019.00	\$ 1,964.66	\$ 8,000	\$ 8,000	\$ 8,000	\$ 8,000
Transfer of Service - Police							
Vehicle Maintenance	\$ 11,079.91	\$ 16,970.00	\$ 15,481.66	\$ 17,000	\$ 17,000	\$ 17,000	\$ 17,000
Water Billing & Postage	\$ 35,775.75	\$ 38,727.78	\$ 37,571.52	\$ 38,500	\$ 38,500	\$ 38,500	\$ 38,500
Water Meters	\$ 74,752.32	\$ 67,166.26	\$ 70,200.20	\$ 70,000	\$ 70,000	\$ 70,000	\$ 70,000

FY 2012
Budget
Summary

Department: Enterprise Fund

Organizational Unit: Water and Sewer Enterprise Fund

Classification Other Expenses	Expenditures 2007-08	Expenditures 2008-09	Expenditures 2009-10	Council Adopted Budgeted 2010-11	Departmental Request	Mayor	Council Adopted
					FY 2011-12	Recommendation	Budget 2011-12
Diesel Fuel/Emergency Generator	\$ 22,082.42			\$ 5,000	\$ 5,000	\$ 5,000	\$ 5,000
GAC Contract	\$ 18,480.00		\$ 85,230.80	\$ 180,000	\$ 180,000	\$ 180,000	\$ 180,000
Education Materials & Postage	\$ 7,649.15	\$ 8,388.48	\$ 7,615.98	\$ 11,000	\$ 11,000	\$ 11,000	\$ 11,000
Utility Billing System	\$ 8,525.00	\$ 8,525.00	\$ 8,525.00	\$ 8,525	\$ 8,525	\$ 8,525	\$ 8,525
Security Improvements	\$ 22,225.70	\$ 21,063.06	\$ 5,799.41	\$ 25,000	\$ 25,000	\$ 25,000	\$ 25,000
Sewer:							
Alarm System	\$ 1,566.24	\$ 2,700.00	\$ 2,700.00	\$ 2,700	\$ 2,700	\$ 2,700	\$ 2,700
Clothing Allowance				\$ 2,700	\$ -	\$ -	
Electricity - Sewer Pumps	\$ 75,481.23	\$ 75,420.17	\$ 65,892.23	\$ 85,000	\$ 85,000	\$ 85,000	\$ 85,000
Equipment Hire		\$ 24,935.24	\$ 24,985.57	\$ 20,000	\$ 20,000	\$ 20,000	\$ 20,000
Equipment Repair & Maintenance.		\$ 43,562.97		\$ 35,000	\$ 35,000	\$ 35,000	\$ 35,000
Professional Services				\$ 19,500	\$ 19,500	\$ 19,500	\$ 15,000
Safety Training	\$ 290.00			\$ 1,000	\$ 1,000	\$ 1,000	\$ 1,000
Sewer System - Mat. & Supp.	\$ 19,484.48	\$ 15,002.57	\$ 18,327.23	\$ 20,000	\$ 20,000	\$ 20,000	\$ 20,000
Sewer System Maintenance	\$ 35,051.58	\$ 28,758.43	\$ 36,808.37	\$ 40,000	\$ 40,000	\$ 40,000	\$ 40,000
Telephone				\$ 9,000	\$ 9,000	\$ 9,000	\$ 9,000
Transfer of Service/ Police							
Total	\$ 1,639,607.85	\$ 1,686,930.90	\$ 1,617,394.69	\$ 1,931,575	\$ 2,147,075	\$ 2,147,075	\$ 2,117,575

FY 2012
Budget
Summary

Department: Enterprise Fund

Organizational Unit: Water and Sewer Enterprise Fund

Classification Equipment Outlay	Expenditures 2007-08	Expenditures 2008-09	Expenditures 2009-10	Council Adopted Budgeted 2010-11	Departmental Request FY 2011-12	Mayor Recommendation	Council Adopted Budget 2011-12
Water:							
Shoring/Gas Meter Trailer							
(3) Pickup Truck w/ Plows			\$ 18,101.74	\$ 8,100	\$ 8,100	\$ 8,100	
Lease Purchase: PH Meters	\$ 40,270.00	\$ 40,270.00			\$ 24,500	\$ 24,500	
Shoring/Gas Meter Trailer	\$ 9,999.00						
Wooden Shed					\$ 21,000	\$ 21,000	
Leaf Vacuum					\$ 12,000	\$ 12,000	
Scag Mower							
Six Wheel Dump			\$ 25,000.00	\$ 26,500	\$ 26,500	\$ 26,500	
Small Pick Up WTP					\$ 7,500	\$ 7,500	
Sewer:							
Sm. Tools & Equipment							
Lease Purchase	\$ 40,270.00	\$ 40,270.00					
Pumps Mobile Units							
Sewer Pumps							
Small Generator and Lights					\$ 2,500	\$ 2,500	
Sewer Rodder w/ Can and Chassis			\$ 16,000.00	\$ 8,700	\$ 8,700	\$ 8,700	
Pick Up Truck (Diesel)					\$ 9,000	\$ 9,000	
Total	\$ 90,539.00	\$ 80,540.00	\$ 59,101.74	\$ 43,300	\$ 119,800	\$ 119,800	\$ -

FY 2012
Budget
Summary

Department: Enterprise Fund

Organizational Unit: Water and Sewer Enterprise Fund

Classification	Expenditures 2007-08	Expenditures 2008-09	Expenditures 2009-10	Council Adopted Budgeted 2010-11	Departmental Request FY 2011-12	Mayor Recommendation	Council Adopted Budget 2011-12
Water:							
Capital Improvement Program							
Hydrant & Valve Replacement					\$ 100,000	\$ 100,000	
Forest Street Tank Altitude Valve		\$57,603.50					
North Lowell Street/Presidential Lane		\$116,064.50					
Valve Replacement Program			\$ 55,887.97				
Granite Street Pump station Roof Repair			\$ 17,900.00				
Sewer:							
Capital Improvement Program							
Sewer Infiltration and Inflow Construction	\$ 33,750.00						
East Capitol Street Area Rehab							
Copley Drive Generator							
Fence Repair for all Substations							
Stillwater Road (Hatch Repair)	\$ 2,592.00						
Howe Str. & Bolduc Str. (Pumping Station)	\$ 15,202.00						
Under Ground Tank Replacement - 5 Locations							
Burnham Road Roof Repair					\$ 25,000	\$ 25,000	
Total	\$ 51,544.00	\$ 173,668.00	\$ 73,787.97	\$ -	\$ 125,000	\$ 125,000	\$ -

FY 2012
Budget
Summary

Department: Enterprise Fund

Organizational Unit: Water and Sewer Enterprise Fund

Classification Bonds & Interest	Expenditures 2007-08	Expenditures 2008-09	Expenditures 2009-10	Council Adopted Budgeted 2010-11	Departmental Request FY 2011-12	Mayor Recommendation	Council Adopted Budget 2011-12
Water Bonds	\$243,476.00	\$1,073,637.00	\$1,128,356.00	\$ 1,143,688	\$ 1,192,077	\$ 1,192,077	\$ 1,192,077
Water Interest	\$158,421.43	\$751,924.34	\$573,341.85	\$ 542,426	\$ 529,804	\$ 529,804	\$ 529,804
Sewer Bonds	\$75,452.62	\$84,831.70	\$137,245.76	\$ 137,591	\$ 141,921	\$ 141,921	\$ 141,921
Sewer Interest	\$23,341.68	\$28,149.54	\$51,272.56	\$ 44,774	\$ 41,727	\$ 41,727	\$ 41,727
Interest BANS, FANS, SANS	\$177,479.33	\$10,100.73					
Total	\$ 678,171.06	\$ 1,948,643.31	\$ 1,890,216.17	\$ 1,868,479	\$ 1,905,529	\$ 1,905,529	\$ 1,905,529

FY 2012
Budget
Summary

Department: Enterprise Fund

Organizational Unit: Water and Sewer Enterprise Fund

Classification	Expenditures 2007-08	Expenditures 2008-09	Expenditures 2009-10	Council Adopted Budgeted 2010-11	Departmental Request	Mayor	Council Adopted
					FY 2011-12	Recommendation	Budget 2011-12
Greater Lawrence Reg. Sanitary District	\$2,492,545.67	\$2,656,664.96	\$2,790,833.38	\$ 3,164,542	\$ 3,280,185	\$ 3,280,185	\$ 3,280,185
Total	\$ 2,492,545.67	\$ 2,656,664.96	\$ 2,790,833.38	\$ 3,164,542	\$ 3,280,185	\$ 3,280,185	\$ 3,280,185

FY 2012
Budget
Summary

Department: Greater Lawrence
Regional Vocational
Technical High School

Organizational Unit: Education

Classification	Expenditures 2007-08	Expenditures 2008-09	Expenditures 2009-10	Council Adopted Budgeted 2011-12	Departmental Request	Mayor	Council Adopted
					FY. 2011-12	Recommends	Budget 2011-12
Methuen's Assessment	\$ 1,608,481.00	\$ 1,582,698.00	\$ 1,751,367.00	\$ 2,104,877	\$ 2,534,070	\$ 2,534,070	\$ 2,534,070
Total	\$ 1,608,481.00	\$ 1,582,698.00	\$ 1,751,367.00	\$ 2,104,877	\$ 2,534,070	\$ 2,534,070	\$ 2,534,070
Net School Spending				\$ 1,943,483	\$ 2,278,244	\$ 2,278,244	\$ 2,278,244
Non Net School Spending:							
School Safety Officer							
Transportation				\$ 46,112	\$ 92,463	\$ 92,463	\$ 92,463
Long Term Debt/Service				\$ 8,000	\$ 150,153	\$ 150,153	\$ 150,153
Capital Lease				\$ 107,282	\$ 13,210	\$ 13,210	\$ 13,210
Total				\$ 2,104,877	\$ 2,534,070	\$ 2,534,070	\$ 2,534,070

FY 2011
Budget
Summary

Department: Methuen Schools

Organizational Unit: Education

Classification	Expenditures 2007-08	Expenditures 2008-09	Expenditures 2009-10	Council Adopted Budgeted 2010-11	Departmental Request 2011-12	Mayor Recommendation	Council Adopted Budget 2011-12
Professional	\$37,064,262.21	\$37,531,528.79	\$38,802,258.04	\$39,905,460			
Non Professional	\$7,448,428.75	\$7,606,701.50	\$6,777,146.50	\$7,240,793			
Pensions	\$82,232.93	\$74,163.78	\$95,362.50	\$113,226			
Contractual	\$8,560,459.72	\$7,004,741.60	\$9,289,515.90	\$9,400,450			
Material & Supplies	\$1,039,392.41	\$1,409,806.36	\$956,323.14	\$1,188,110			
Out of State Travel							
Net School Spending	\$54,194,776.02	\$53,626,942.03	\$55,920,606.08	\$ 57,826,208	\$ 58,297,289	\$ 58,297,289	\$ 58,297,289
Transportation-Non Net	\$3,099,641.39	\$3,292,238.03	\$3,134,683.14	\$3,240,873	\$3,240,873	\$3,295,873	\$3,295,873
Community Services - Non Net	\$29,999.47	\$29,999.97	\$29,040.98	\$30,000	\$30,000	\$30,000	\$30,000
Crossing Guards	\$83,812.14	\$79,279.31	\$83,568.91	\$101,031	\$101,031	\$101,031	\$101,031
Building Maintenance						\$85,480	\$85,480
Nicholson Stadium						\$30,000	\$30,000
Material & Supplies Non-Net		\$329.50	\$429.35				
Total	\$57,408,229.02	\$57,028,459.34	\$59,168,328.46	\$ 61,198,112	\$61,669,193	\$ 61,839,673	\$61,839,673

Net School Spending	\$ 68,910,043	\$ 69,381,124	\$ 69,381,124	\$ 69,381,124
Less: Chapter 70	\$ (38,616,511)	\$ (38,823,822)	\$ (38,823,822)	\$ (38,823,822)
City Contribution	\$ 30,293,532	\$ 30,557,302	\$ 30,557,302	\$ 30,557,302
Less Charges	\$ (11,083,835)	\$ (11,083,835)	\$ (11,083,835)	\$ (11,083,835)
City Contribution	\$ 19,209,697	\$ 19,473,467	\$ 19,473,467	\$ 19,473,467
Chapter 70	\$ 38,616,511	\$ 38,823,822	\$ 38,823,822	\$ 38,823,822
	\$ 57,826,208	\$ 58,297,289	\$ 58,297,289	\$ 58,297,289